



PASSENGER CAR AND
LIGHT TRUCK
PRODUCT GUIDE





Richard Lyons
Managing Director
Giti Tire (Europe)

Dear Dealer

This year has once again been a fantastic year for **GT Radial**, with numerous new products joining our family.

In the passenger car segment, the new **CHAMPIRO FE1** delivers outstanding results to the demanding European drivers, with longevity, safety and comfort at the very heart of its design.

When it comes to the SUV segment, the awaited **HPY SUV** is among us, promising the drivers a new frontier in on-road SUV driving experience. And more is to come in this segment!

In the commercial van segment, the **MAXMILER PRO** presented in Essen delivers strong presence in the highly competitive commercial tires segment.

Last but not least, for the colder months of the year, the already recognized **WinterPro**, and the outstanding performances of the **WinterPro HP**, will guarantee a safe and comfortable journey to the final destinations.

Let's embrace together the new challenges ahead and make the coming year even more successful!

At **GT Radial**, we remain committed to support our network with our products, our "know how", and the entire global **GT Radial** Team!

Yours Sincerely
Richard Lyons

A handwritten signature in black ink, appearing to read 'R. Lyons'.

Table of Contents		Page
	Welcome Note	2
	R&D Centre Europe	4
	Labelling Explained	6
PCR	CHAMPIRO SX2 – Extreme Performance Summer	10
	CHAMPIRO HPY – Premium Ultra High Performance	12
	CHAMPIRO UHP1 - Ultra High Performance	14
	CHAMPIRO FE1 – All Round Premium Comfort	16
	CHAMPIRO 228 – Premium Comfort	18
	CHAMPIRO VP1 – All Round Performance	20
	CHAMPIRO ECO – For Everyday Driving	22
SUV / 4x4	CHAMPIRO HPY SUV – Premium Ultra High Performance	26
	SAVERO HT PLUS – All Season	28
	ADVENTURO A/T – All Terrain	30
	ADVENTURO M/T – Mud Terrain	32
Van	MAXMILER Pro – Premium Mileage	36
	MAXMILER EX – Comfort Passenger Van	38
	MAXMILER CX – Commercial Van Summer	40
	MAXMILER X – Commercial Van Summer	42
	SUPER TRAVELLER 668 – Trailer	44
	KARGOMAX – Trailer & Caravans	46
Winter Range	CHAMPIRO WinterPro HP – Winter Ultra High Performance	50
	CHAMPIRO WinterPro – Premium Winter	52
	CHAMPIRO WT-AX – Comfort Winter	54
	SAVERO WT – 4x4/SUV Winter	56
	MAXMILER WT – Commercial Van Winter	58
	MAXMILER WT-1000 – 4X4/SUV Winter	60
	CHAMPIRO ICEPRO – Premium Studded Winter	62
	CHAMPIRO ICEPRO SUV – Studded 4x4/SUV Winter	64
	Designation Load and Speed Index	66
	Size Chart	68

Global R&D Centres

AT A GLANCE


Location:

- R&D Centre in China
- R&D Centre in Indonesia
- R&D Centre in Akron, USA
- R&D Europe Testing Centre in Mira, UK
- R&D Centre Europe in Hanover, Germany

Apart from conducting our own research and development, we also collaborate with leading universities and research institutes around the world.



- Offices / Representation Offices





The New European Technical Centre in Hanover

In Hanover Germany we carry out extensive research and development of new products, designs and ideas. This team is part of over 600 GT Radial R&D engineers located around the world, working on new innovations in fuel economy, product quality and tire safety.

Stefan Fischer, Director R&D Centre Europe

“ At our new R&D centre in Hanover, we have a multinational team with leading experts from a wide range of disciplines including tire engineering, tread design and compound development. In cooperation with our Global R&D platforms, the development of tires in Europe for Europe, is a clear focus for GT Radial.

”



Labelling Explained

> EU announced in 2009 the introduction of tire labelling requirements with regard to the display of information on the fuel efficiency, wet grip and external rolling noise of tires. (Regulation 1222/2009 with amendments EC/228/2011 and EC/1235/2011)

> Its aim is to increase the safety and the environmental and economic efficiency of road transport in Europe. The labelling will allow end-users to make more informed choices when purchasing tires.

> The regulation affects the following tire categories:

C1 = Passenger car, C2 = Light commercial and C3 = Commercial truck and bus.

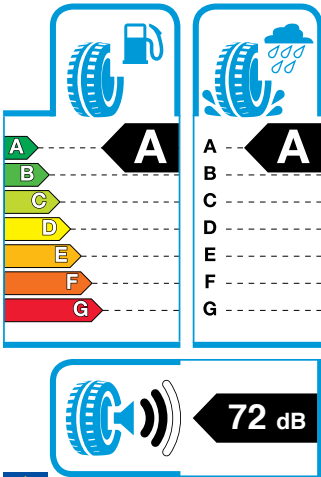
For passenger car and light commercial vehicle tires the labelling information will be shown via a sticker on the tire.

The label information is visible throughout technical promotional literature such as; catalogues, leaflets and product websites.

Some tires are excluded from the labelling requirements:

- Tires designed to be fitted only to vehicles registered for the first time before 1 October 1990
- Tires whose nominal rim diameter does not exceed 254 mm or is 635 mm or more
- Tires designed only to be fitted on vehicles intended exclusively for racing
- Tires fitted with additional devices to improve traction properties, such as studded tires
- T-type temporary-use spare tires
- Off-road professional tires
- Tires whose speed rating is less than 80 km/h
- Re-treaded tires

WHAT DOES THE LABEL INFORM ABOUT?



The label contains 3 performance criteria:

- Fuel Efficiency
- Wet Grip
- Exterior tire noise from contact to road surface

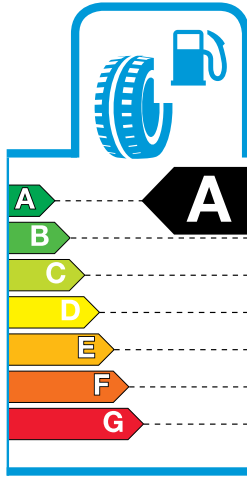
For Fuel Efficiency and Wet Grip, the performance is expressed in 7 classes ranging from A (the most efficient) to G (the least efficient).

For noise, the measured value is present on the label together with 3 symbolic sound waves (one wave is lowest noise and 3 waves for the highest noise rating).

1222/2009 - C1

For Illustration Purposes only.

FUEL EFFICIENCY



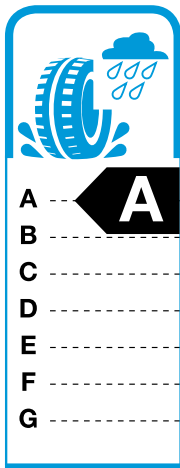
For Illustration Purposes only.

Fuel consumption is influenced by the rolling resistance of the tires caused by tire deformation when rotating, resulting in energy losses in the form of heat. The higher the deformation, the higher the tire rolling resistance and consequently the more fuel is required to move the vehicle forward. In other words, lower rolling resistance means lower fuel consumption and therefore lower vehicle emissions, including CO₂.

The new label will display different grades in “rolling resistance” where A is the most “fuel efficient” and G the least efficient in class. The black arrow next to the grading indicates the performance level of the product.

Customers should be made aware that the actual fuel savings and road safety depend heavily on the behaviour of drivers, in particular the following: ecodriving can significantly reduce fuel consumption; the tire pressure needs to be correct and regularly checked for optimum fuel efficiency.

WET GRIP



For Illustration Purposes only.

The most important role of a tire is to provide safety - in all weather conditions. Wet traction or grip is one of the most important performance characteristics of any tire.

There is typically a performance trade-off when combining noise, fuel efficiency and safety performances like wet grip. The labelling will allow customers to prioritise for themselves their preferred performances.

The label will display a range of 7 grades where tires with an “A” provide the highest levels of wet grip and “G” the lowest.

EXTERIOR TIRE NOISE



For Illustration Purposes only.

Exterior tire noise levels are split into 3 categories and measured in decibel (dB) in comparison with the new European tire exterior noise levels to be introduced in 2016.

- One black sound wave = 3dB less than the future tighter European limit.
- Two black sound waves = already compliant with the future European limit.
- Three black sound waves = compliant with the current European limit.



PCR SUMMER TIRE RANGE



CHAMPRO HPY



CHAMPRO UHP1



CHAMPRO FE1



CHAMPRO 228



CHAMPRO ECO



CHAMPRO VP1



CHAMPRO SX2



CHAMPIRO SX2

ULTIMATE CONTROL FROM THE TRACK TO THE STREET

“The Champiro SX2 is an Extreme Performance Summer tire developed for enthusiasts who want higher levels of traction, response and driving control in dry and wet conditions.

Features

Dual Block Design

Wide Center Rib

Silica Tread Compound

Gradient Step Design




Wide Circumferential Grooves





Benefits

- ▶ Extra wide shoulder blocks increase cornering stability and grip
- ▶ Improves handling, traction, and braking performance
- ▶ Provides increased traction and grip in both **WET AND DRY** conditions
- ▶ Reduces heat generation in central tread ribs
- ▶ Significantly reduces hydroplaning for improved traction on wet surfaces



NEW

 15 - 19 Inch
  Speed Rating: V - W
  35 - 55 Series

 UHP	 Asymmetrical
 Handling	 Agile Control Dry/Wet

ULTIMATE CONTROL FROM THE TRACK TO THE STREET

CHAMPIRO SX2



Tire Size	XL	LI / SI	Allowed Rim	Section Width (mm)	Outer Diameter (mm)	Max. Load (Kg)	Static Loaded Radius	RR	Wet Grip	Noise Data(dB)	Noise Grade	Ean Code	Item No
195/55R15		85V	6.0	201	595	515	274	E	C	69	🔊	8990876103221	A322
195/50ZR15		82W	6.0	201	574	475	267	E	B	69	🔊	8990876101296	A129
205/50R16		87V	6.5	214	612	545	283	E	C	69	🔊	8990876103238	A323
225/50R16		92V	7.0	233	632	630	291	E	C	69	🔊	8990876103245	A324
215/45ZR17		87W	7.0	213,0	626	545	290	E	C	69	🔊	8990876102293	A229
225/45ZR17		91W	7.5	225	634	615	293	E	C	69	🔊	8990876101074	A107
235/45ZR17		94W	8.0	236,0	644	670	297	E	C	69	🔊	8990876102279	A227
215/40ZR17		83W	7.5	218	604	487	281	E	C	69	🔊	8990876103252	A325
235/40ZR17		90W	8.5	241	620	600	na	F	C	69	🔊	8990876103269	A326
245/40ZR17		91W	8.5	248	628	615	291	E	C	69	🔊	8990876102286	A228
225/40ZR18		88W	8.0	230	637	560	297	E	C	69	🔊	8990876101609	A160
235/40ZR18		91W	8.5	241	645	615	300	E	C	69	🔊	8990876103276	A327
245/40ZR18		93W	8.5	248	653	650	303	E	C	69	🔊	8990876103283	A328
265/35ZR18	XL	97W	9.5	271	643	730	na	C	C	73	🔊	8990876102309	A230
coming soon													
235/35R19		87W	na	na	na		na	na	na	na	na	na	A329

XL Extra Load

LI Load Index

SI Speed Index

RR Rolling Resistance



CHAMPIRO HPY

PREMIUM ULTRA HIGH PERFORMANCE

“The CHAMPIRO HPY combines a dynamic and sporty drive with safety and comfort.”

Features

New asymmetric pattern design

Solid centre rib


4 wide longitudinal grooves

Silica compound


Benefits

- ▶ Optimal contact on **WET AND DRY** surfaces with a **LOW NOISE** level, even at high speed
- ▶ Straight line **STABILITY** and steering response
- ▶ Ensures efficient **WATER DISPERSION**, preventing aquaplaning
- ▶ **ENHANCED GRIP** on wet surfaces



 17 - 20 Inch

 Speed Rating: V - Y

 35 - 55 Series

PREMIUM ULTRA HIGH PERFORMANCE

CHAMPIRO HPY



Tire Size	XL	LI / SI	Approved Rim	Static Loaded Radius	Rolling Circumference	RR	Wet Grip	Noise Data(dB)	Noise Grade	Ean Code	Item No
205/45ZR17	XL	88W	7	285±5	1879	E	B	70	🔊	8990876153493	B349
205/50ZR17	XL	93W	6,5	294±5	1946	C	B	70	🔊	8990876153509	B350
215/45ZR17	XL	91Y	7	290±5	1909	E	B	70	🔊	8990876150584	B058
215/55ZR17	-	94W	7	306±7	2037	E	B	70	🔊	8990876153516	B351
225/45ZR17	XL	94Y	7,5	293±7	1934	E	B	70	🔊	8990876150577	B057
225/50ZR17	XL	98Y	7	304 ±6	2007	E	B	70	🔊	8990876150270	B027
235/45ZR17	XL	97Y	8	297±6	1964	E	B	70	🔊	8990876150461	B046
235/50ZR17	XL	100W	7,5	306±7	2037	C	B	70	🔊	8990876150287	B028
245/40ZR17	XL	95Y	8,5	291±5	1915	E	B	70	🔊	8990876150591	B059
245/45ZR17	XL	99Y	8	300±6	1989	C	B	70	🔊	8990876150454	B045
255/40ZR17	XL	98Y	9	294±5	1940	E	B	70	🔊	8990876150263	B026
205/40R18	XL	86Y	7,5	NA	NA	E	B	70	🔊	8990876153523	B352
225/40ZR18	XL	92Y	8	297±5	1943	E	B	70	🔊	8990876150232	B023
225/45ZR18	-	91Y	7,5	305±5	2010	E	B	70	🔊	8990876150546	B054
235/40ZR18	XL	95Y	8,5	300±5	1967	C	B	70	🔊	8990876150225	B022
235/55ZR18	XL	104W	7,5	327±7	2181	C	B	70	🔊	8990876153462	B346
245/40ZR18	XL	97Y	8,5	303±5	1992	C	B	70	🔊	8990876150249	B024
245/45ZR18	XL	100Y	8	312[+6]	2065	C	B	70	🔊	8990876150294	B029
255/35ZR18	XL	94Y	9	297±5	1937	C	B	70	🔊	8990876150300	B030
255/45ZR18	XL	103Y	8,5	NA	2095	E	B	70	🔊	8990876150553	B055
265/35ZR18	XL	97Y	9,5	NA	1961	E	B	71	🔊	8990876150485	B048
225/35ZR19	XL	88Y	8	NA	1955	E	B	70	🔊	8990876150492	B049
225/40ZR19	XL	93Y	8	310[+5]	2022	E	B	70	🔊	8990876150256	B025
235/35ZR19	XL	91Y	8,5	NA	1973	F	B	70	🔊	8990876150508	B050
255/35ZR19	XL	96Y	9	310±5	2016	E	B	70	🔊	8990876150515	B051
255/40ZR19	-	96Y	9	320±5	2095	E	B	70	🔊	8990876150539	B053
255/35ZR20	XL	97Y	9	322±5	2092	E	B	72	🔊	8990876150522	B052

XL Extra Load

LI Load Index

SI Speed Index

RR Rolling Resistance

NA not available



CHAMPIRO UHP1

ULTRA HIGH PERFORMANCE

“Champiro UHP1 offers excellent wet and dry handling, precise cornering and braking.”

Features

Big pattern blocks on tire shoulder

Optimised pitch variance design

4 straight grooves

Centre-rib design

New optimised tread compound

Benefits

▶ Improves cornering, force and **TRACTION**

▶ **REDUCES NOISE LEVELS**

▶ Ensure smooth water dispersion and **WET PERFORMANCE**

▶ Ensure linear **STABILITY** during high speeds

▶ Improves **WET AND DRY HANDLING**



15 - 20 Inch



Speed Rating: V - W



35 - 55 Series

ULTRA HIGH PERFORMANCE

CHAMPIRO UHP1



Tire Size	XL	LI / SI	Etrto	Allowed Rim	Section Width (mm)	Outer Diameter (mm)	Max. Load (Kg)	Static Loaded Radius	Rolling Circumference	RR	Wet Grip	Noise Data(dB)	Noise Grade	Ean Code	Item No
255/35ZR20	XL	97W	9.0	8.5 - 10.0	260	686	730	323	2092	E	B	73	🔊	6943829590717	100A1490
255/35ZR19	XL	96W	9.0	8.5 - 10.0	260	661	710	311	2016	E	B	72	🔊	6943829590700	100A1489
245/35ZR19	XL	93W	8.5	8.0 - 9.5	248	655	650	309	1998	F	B	72	🔊	6943829592919	100A1589
235/35ZR19	XL	91W	8.5	8.0 - 9.5	241	647	615	305	1973	E	B	72	🔊	6943829590694	100A1488
225/35ZR19	-	84W	8.0	7.5 - 8.5	230	641	500	303	1955	E	B	70	🔊	6943829592902	100A1588
255/40ZR19	-	96W	9.0	8.5 - 9.5	260	687	710	321	2095	E	B	72	🔊	6943829592865	100A1584
225/45ZR19	XL	96W	7.5	7.0 - 8.0	225	685	710	320	2089	E	B	72	🔊	6943829505124	100A2238
265/35ZR18	XL	97W	9.5	9.0 - 10.5	271	643	730	301	1961	E	B	72	🔊	6943829592872	100A1585
255/35ZR18	XL	94W	9.0	8.5 - 10.0	260	635	670	298	1937	E	B	72	🔊	6943829592834	100A1581
245/40ZR18	XL	97W	8.5	8.0 - 9.0	248	653	730	305	1992	F	B	72	🔊	6943829590632	100A1482
235/40ZR18	XL	95W	8.5	8.0 - 9.0	241	645	690	302	1967	E	B	72	🔊	6943829590618	100A1480
225/40ZR18	XL	92W	8.0	7.5 - 8.5	230	637	630	299	1943	E	B	72	🔊	6943829590533	100A1472
255/45ZR18	XL	103W	8.5	8.0 - 9.0	255	687	875	318	2095	E	B	72	🔊	6943829592896	100A1587
245/45ZR18	XL	100W	8.0	7.5 - 8.5	243	677	800	314	2065	E	B	72	🔊	6943829590670	100A1486
225/45ZR18	XL	95W	7.5	7.0 - 8.0	225	659	690	307	2010	E	B	72	🔊	6943829592858	100A1583
245/40ZR17	-	91W	8.5	8.0 - 9.0	248	628	615	292	1915	E	B	71	🔊	6943829590649	100A1483
215/40ZR17	XL	87W	7.5	7.0 - 8.0	218	604	545	283	1842	F	B	72	🔊	6943829590687	100A1487
205/40ZR17	XL	84W	7.5	7.0 - 8.0	212	596	500	280	1818	F	B	72	🔊	6943829590656	100A1484
245/45ZR17	XL	99W	8.0	7.5 - 8.5	243	652	775	302	1989	E	B	72	🔊	6943829590663	100A1485
235/45ZR17	XL	97W	8.0	7.5 - 8.5	236	644	730	299	1964	E	B	72	🔊	6943829590540	100A1473
225/45ZR17	XL	94W	7.5	7.0 - 8.0	225	634	670	295	1934	E	B	72	🔊	6943829590489	100A1467
215/45ZR17	XL	91W	7.0	6.5 - 7.5	213	626	615	292	1909	E	B	72	🔊	6943829590564	100A1475
205/45ZR17	XL	88W	7.0	6.5 - 7.5	206	616	560	288	1879	E	B	72	🔊	6943829592803	100A1578
225/50ZR17	XL	98W	7.0	6.5 - 7.5	233	658	750	304	2007	E	B	72	🔊	6943829590595	100A1478
215/50ZR17	XL	95W	7.0	6.5 - 7.5	226	648	690	300	1976	E	B	72	🔊	6943829592773	100A1575
205/50ZR17	XL	93W	6.5	6.0 - 7.0	214	638	650	296	1946	F	B	72	🔊	6943829590557	100A1474
225/55ZR17	XL	101W	7.0	6.5 - 7.5	233	680	825	313	2074	E	B	72	🔊	6943829590601	100A1479
215/55ZR17	-	94W	7.0	7.5 - 8.5	226	668	670	308	2037	E	B	70	🔊	6943829592780	100A1576
215/40ZR16	XL	86W	7.5	7.0 - 8.0	218	578	530	270	1763	E	B	72	🔊	6943829592889	100A1586
205/45ZR16	XL	87W	7.0	6.5 - 7.5	206	590	545	275	1800	F	B	72	🔊	6943829590588	100A1477
195/45R16	XL	84V	6.5	6.0 - 7.0	195	582	500	272	1775	E	B	72	🔊	6943829590625	100A1481
225/50ZR16	XL	96W	7.0	6.5 - 7.5	233	632	710	291	1928	E	B	72	🔊	6943829592766	100A1574
205/50ZR16	XL	91W	6.5	6.0 - 7.0	214	612	615	283	1867	F	B	72	🔊	6943829590571	100A1476
195/50R16	XL	88V	6.0	5.5 - 6.5	201	602	560	279	1836	E	B	72	🔊	6943829592841	100A1582
225/55ZR16	XL	99W	7.0	6.5 - 7.5	233	654	775	300	1995	E	B	72	🔊	6943829590526	100A1471
215/55ZR16	XL	97W	7.0	6.5 - 7.5	226	642	730	295	1958	E	B	72	🔊	6943829590502	100A1469
205/55ZR16	XL	94W	6.5	6.0 - 7.0	214	632	670	291	1928	E	B	72	🔊	6943829590472	100A1466
205/55R16	-	91V	6.5	5.5 - 7.5	214	632	615	291	1928	E	B	70	🔊	6943829595057	100A1688
195/55R16	XL	91V	6.0	5.5 - 6.5	201	620	615	287	1891	E	B	72	🔊	6943829592759	100A1573
195/45R15	-	78V	6.5	6.0 - 7.0	195	557	425	259	1699	F	B	70	🔊	6943829592827	100A1580
205/50R15	XL	89V	6.5	6.0 - 7.0	214	587	580	271	1790	E	B	72	🔊	6943829592797	100A1577
195/50R15	-	82V	6.0	5.5 - 6.5	201	577	475	267	1760	F	B	70	🔊	6943829590496	100A1468
205/55R15	-	88V	6.5	6.0 - 7.0	214	607	560	279	1851	F	B	70	🔊	6943829592810	100A1579
195/55R15	-	85V	6.0	5.5 - 6.5	201	595	515	274	1815	F	B	70	🔊	6943829590519	100A1470

XL Extra Load

LI Load Index

SI Speed Index

RR Rolling Resistance



CHAMPIRO FE1

ALL ROUND PREMIUM COMFORT

“The Champiro FE1 is GT Radial latest high performance tire, combining superb mileage, quiet and smooth drive, great handling and an eye on fuel savings.”

Features

Wide long grooves

Edge of sipes and blocks

Special tread compound

Completely new profile design

Variant pitch arrangement of tread

Benefits

- ▶ Excellent performances in **WET CONDITIONS**
- ▶ Effective water drainage for superb **WET PERFORMANCE**
- ▶ **REDUCED HEAD GENERATION**, improved rolling resistance
- ▶ **QUIET AND COMFORTABLE** ride
- ▶ Reduced **NOISE** emission



 15 - 17 Inch
  Speed Rating: H - W
  50 - 65 Series



ALL ROUND PREMIUM COMFORT

CHAMPIRO FE1



Tire Size	XL	LI / SI	Etrto	Allowed Rim	Section Width (mm)	Outer Diameter (mm)	Max. Load (Kg)	Static Loaded Radius	Rolling Circumference	RR	Wet Grip	Noise Data(dB)	Noise Grade	Ean Code	Item No
175/65R15	-	84H	5.0	5J	177	609	764	279	1857	C	B	70	◀▶▶	6943829599932	100A1953
185/60R15	-	84H	5.5	5 1/2J	189	603	778	277	1839	C	B	70	◀▶▶	6943829599963	100A1956
185/65R15	-	88H	5.5	5 1/2J	189	621	791	284	1894	C	B	70	◀▶▶	6943829599987	100A1958
195/50R15	-	82V	6.0	6J	201	577	769	267	1760	C	B	70	◀▶▶	6943829599994	100A1959
195/55R15	-	85V	6.0	6J	201	595	806	274	1815	C	B	70	◀▶▶	6943829523951	100A1960
195/60R15	-	88H	6.0	6J	201	615	818	282	1876	C	B	70	◀▶▶	6943829524002	100A1962
195/65R15	-	91H	6.0	6J	201	635	868	290	1937	C	B	70	◀▶▶	6943829525474	100A1963
195/65R15	-	91V	6.0	6J	201	635	885	290	1937	C	B	70	◀▶▶	6943829525481	100A1964
205/65R15	-	94V	6.0	6J	209	647	971	294	1973	C	B	70	◀▶▶	6943829526235	100A1969
205/60R15	-	91V	6.0	6J	209	627	891	286	1912	C	B	70	◀▶▶	6943829526211	100A1967
195/55R16	XL	91V	6.0	6J	201	620	854	287	1891	B	B	72	◀▶▶	6943829523982	100A1961
205/55R16	-	91V	6.5	6 1/2J	214	632	909	291	1928	C	B	70	◀▶▶	6943829525498	100A1965
205/55R16	XL	94V	6.5	6 1/2J	214	632	977	291	1928	B	B	71	◀▶▶	6943829526204	100A1966
205/60R16	XL	96H	6.0	6J	209	652	1002	299	1989	C	B	71	◀▶▶	6943829526228	100A1968
215/55ZR16	XL	97W	7.0	7J	226	642	1032	295	1958	C	B	72	◀▶▶	6943829526242	100A1970
215/60R16	XL	99V	6.5	6 1/2J	221	664	1053	304	2025	B	B	72	◀▶▶	6943829526259	100A1971
225/55ZR16	XL	99W	7.0	7J	233	654	1116	300	1995	C	B	71	◀▶▶	6943829526273	100A1973
225/50ZR17	XL	98W	7.0	7J	233	658	1089	304	2007	C	B	71	◀▶▶	6943829526266	100A1972

XL Extra Load

LI Load Index

SI Speed Index

RR Rolling Resistance



CHAMPIRO 228

PREMIUM COMFORT

“The Champiro 228 combines wet handling capabilities and premium driving comfort with high safety standards”

Features

New optimised compound


“Frequency Disturber” tread design


Z-sipes on the shoulder blocks

V4 Wide longitudinal grooves

Benefits

- ▶ Provides **EXCELLENT GRIP** on **WET AND DRY** roads
- ▶ Cancels out noise signals to provide a **QUIETER RIDE**
- ▶ **DECREASES NOISE** without compromising vehicle cornering performance
- ▶ Ensures quick **DISPERSION** to prevent aquaplaning



 14 - 18 Inch	 Speed Rating: H - V	 50 - 65 Series
--	---	--

PREMIUM COMFORT

CHAMPIRO 228



Tire Size	XL	LI / SI	Etrto	Allowed Rim	Section Width (mm)	Outer Diameter (mm)	Max. Load (Kg)	Static Loaded Radius	Rolling Circumference	RR	Wet Grip	Noise Data(dB)	Noise Grade	Ean Code	Item No
225/60R18	-	100V	6.5	6.0 - 7.5	228	727	800	334	2217	E	B	70	🔊	6943829511750	100A228
235/50R17	-	96V	7.5	6.5 - 8.5	245	668	710	308	2037	E	B	70	🔊	6943829511842	100A237
225/50R17	-	94V	7.0	6.0 - 7.5	233	658	670	304	2007	E	B	70	🔊	6943829511767	100A229
235/55R17	-	99H	7.5	6.5 - 8.5	245	690	775	317	2105	E	B	70	🔊	6943829511798	100A232
215/55R17	-	94V	7.0	6.0 - 7.5	226	668	670	308	2037	E	B	70	🔊	6943829511774	100A230
215/65R17	-	99H	6.5	6.0 - 7.5	221	712	775	325	2172	E	B	70	🔊	6943829511781	100A231
205/50R16	-	87V	6.5	5.5 - 7.0	214	612	545	283	1867	F	B	70	🔊	6943829511835	100A236
225/55R16	-	95V	7.0	6.5 - 8.0	233	654	690	300	1995	E	B	70	🔊	6943829511897	100A242
215/55R16	-	93V	7.0	6.0 - 7.5	226	642	650	295	1958	E	B	70	🔊	6943829511880	100A241
205/55R16	-	91H	6.5	5.5 - 7.0	214	632	615	291	1928	E	B	70	🔊	6943829512122	100A602
205/55R16	-	91V	6.5	5.5 - 7.5	214	632	615	291	1928	E	B	70	🔊	6943829511873	100A240
195/55R16	XL	91H	6.0	5.5 - 6.5	201	620	615	287	1891	E	B	70	🔊	6943829511866	100A239
195/55R16	-	87V	6.0	5.5 - 7.0	201	620	545	287	1891	E	B	70	🔊	6943829511385	100A609
225/60R16	-	98V	6.5	6.0 - 7.5	228	676	750	308	2062	E	B	70	🔊	6943829511989	100A260
215/60R16	-	95V	6.5	6.0 - 7.0	221	664	690	304	2025	E	B	70	🔊	6943829511965	100A259
205/60R16	-	92V	6.0	5.5 - 6.5	209	652	630	299	1989	E	B	70	🔊	6943829511958	100A258
195/50R15	-	82V	6.0	5.5 - 7.0	201	577	475	267	1760	F	B	70	🔊	6943829511811	100A234
195/50R15	-	82H	6.0	5.5 - 7.0	201	577	475	267	1760	F	B	70	🔊	6943829511828	100A235
195/55R15	-	85V	6.0	5.5 - 6.5	201	595	515	274	1815	F	B	69	🔊	6943829511859	100A238
185/55R15	-	82V	6.0	5.0 - 6.5	194	585	475	270	1784	F	B	70	🔊	6943829512115	100A583
215/60R15	-	94H	6.5	6.0 - 7.5	221	639	670	291	1949	E	B	70	🔊	6943829511941	100A247
205/60R15	-	91V	6.0	5.5 - 7.0	209	627	615	286	1912	F	B	70	🔊	6943829511934	100A246
195/60R15	-	88V	6.0	5.5 - 6.5	201	615	560	282	1876	F	B	70	🔊	6943829511804	100A233
185/60R15	-	84H	5.5	5.0 - 6.0	189	603	500	277	1839	F	B	70	🔊	6943829511910	100A244
205/65R15	-	94V	6.0	5.5 - 6.5	209	647	670	294	1973	E	B	70	🔊	6943829512092	100A269
195/65R15	-	91H	6.0	5.5 - 7.0	201	635	615	290	1937	E	B	70	🔊	6943829512078	100A267
195/65R15	-	91V	6.0	5.5 - 6.5	201	635	615	290	1937	E	B	69	🔊	6943829512085	100A268
185/65R15	-	88H	5.5	5.0 - 6.5	189	621	560	284	1894	C	B	70	🔊	6943829512047	100A262
185/55R14	-	80H	6.0	5.0 - 6.5	194	560	450	258	1708	E	B	70	🔊	6943829512108	100A270
195/60R14	-	86H	6.0	5.5 - 7.0	201	590	530	269	1800	E	B	70	🔊	6943829511927	100A245
185/60R14	-	82H	5.5	5.0 - 6.5	189	578	475	265	1763	E	B	70	🔊	6943829596726	100A1807
185/65R14	-	86H	5.5	5.0 - 6.5	189	596	530	272	1818	E	B	70	🔊	6943829511996	100A261

XL Extra Load

LI Load Index

SI Speed Index

RR Rolling Resistance



CHAMPIRO VP1

ALL ROUND PERFORMANCE

“Champiro VP1 is a versatile comfort tire; balancing comfort, control, safety and mileage in summer weather conditions.”

Features

Four deep, wide circumferential tread grooves

Stable shoulder block with lateral grooves

Continuous circumferential centre rib

Optimised tread block design with integral lateral grooves and sipes

Advanced tread compound

Benefits

- ▶ Provide **EXCELLENT WATER CHANNELING** and anti-hydroplaning performance
- ▶ Reduces tread block movement and ensures **QUICK STEERING RESPONSE** and cornering grip
- ▶ Improves **STRAIGHT LINE STABILITY**
- ▶ Provides **WET HANDLING** capabilities and reduces road noise
- ▶ Generates **EXCELLENT GRIP IN WET AND DRY** conditions



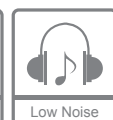
13 - 16 Inch



Speed Rating: H - V



50 - 80 Series



ALL ROUND PERFORMANCE

CHAMPIRO VP1



Tire Size	XL	LI / SI	Etrto	Allowed Rim	Section Width (mm)	Outer Diameter (mm)	Max. Load (Kg)	Static Loaded Radius	Rolling Circumference	RR	Wet Grip	Noise Data(dB)	Noise Grade	Ean Code	Item No
205/55R16	-	91V	6.5	5.5 - 7.5	214	632	615	291	1928	E	C	71	🔊	6943829595125	100A1732
195/55R16	XL	91H	6.0	5.5 - 7.0	201	620	615	287	1891	E	C	72	🔊	6943829595279	100A1747
235/60R16	-	100H	7.0	6.5 - 7.5	240	688	800	313	2098	C	C	71	🔊	6943829592193	100A1525
225/60R16	-	98H	6.5	6.0 - 7.0	228	676	750	308	2062	E	C	71	🔊	6943829592186	100A1524
215/60R16	-	95H	6.5	6.0 - 7.5	221	664	690	304	2025	E	C	71	🔊	6943829595101	100A1730
205/60R16	-	92H	6.0	5.5 - 6.5	209	652	630	299	1989	E	C	71	🔊	6943829592155	100A1521
235/65R16	-	103T	7.0	6.0 - 7.0	240	712	875	322	2172	C	C	71	🔊	6943829592308	100A1536
225/65R16	-	100H	6.5	6.0 - 7.0	228	698	800	317	2129	C	C	71	🔊	6943829592285	100A1534
215/65R16	-	98T	6.5	6.0 - 7.0	221	686	750	312	2092	E	C	71	🔊	6943829592278	100A1533
195/50R15	-	82V	6.0	5.5 - 7.0	201	577	475	267	1760	F	C	70	🔊	6943829595217	100A1741
195/55R15	-	85H	6.0	5.5 - 7.0	201	595	515	274	1815	E	C	71	🔊	6943829595200	100A1740
185/55R15	-	82H	6.0	5.0 - 6.5	194	585	475	270	1784	E	C	70	🔊	6943829595231	100A1743
215/60R15	-	94H	6.5	6.0 - 7.0	221	639	670	291	1949	E	C	71	🔊	6943829592179	100A1523
205/60R15	-	91V	6.0	5.5 - 7.5	209	627	615	286	1912	E	C	71	🔊	6943829592162	100A1522
205/60R15	-	91H	6.0	5.5 - 6.5	209	627	615	286	1912	E	C	71	🔊	6943829592148	100A1520
195/60R15	-	88H	6.0	5.5 - 6.5	201	615	560	282	1876	E	C	71	🔊	6943829592131	100A1519
185/60R15	-	84H	5.5	5.0 - 6.5	189	603	500	277	1839	E	C	70	🔊	6943829595170	100A1737
215/65R15	-	96H	6.5	6.0 - 7.5	221	661	710	300	2016	E	C	71	🔊	6943829595149	100A1734
205/65R15	-	94H	6.0	5.5 - 6.5	209	647	670	294	1973	E	C	71	🔊	6943829592261	100A1532
195/65R15	XL	95T	6.0	5.0 - 7.0	201	635	690	290	1937	C	C	72	🔊	6943829504509	100A2196
195/65R15	-	91T	6.0	5.5 - 7.0	201	635	615	290	1937	C	C	70	🔊	6943829503250	100A2167
195/65R15	-	91H	6.0	5.5 - 6.5	201	635	615	290	1937	E	C	71	🔊	6943829592247	100A1530
185/65R15	-	88H	6.0	5.5 - 6.5	189	621	560	284	1894	E	C	69	🔊	6943829504325	100A2183
175/65R15	-	84H	5.0	5.5 - 6.0	177	609	500	279	1857	E	C	70	🔊	6943829595262	100A1746
195/60R14	-	86H	6.0	5.5 - 6.5	201	590	530	269	1800	E	C	71	🔊	6943829592124	100A1518
185/60R14	-	82H	5.5	5.0 - 6.0	189	578	475	265	1763	E	C	70	🔊	6943829592117	100A1517
195/65R14	-	89T	6.0	5.5 - 6.5	201	610	580	277	1861	F	C	71	🔊	6943829592254	100A1531
185/65R14	-	86H	5.5	5.0 - 6.0	189	596	530	272	1818	E	C	70	🔊	6943829592223	100A1528
175/65R14	-	82T	5.0	5.0 - 5.5	177	584	475	267	1781	F	C	70	🔊	6943829592216	100A1527
165/65R14	-	79T	5.0	4.5 - 6.0	170	570	437	261	1739	F	C	70	🔊	6943829595194	100A1739
155/65R14	-	75T	4.5	4.5 - 5.5	157	558	387	257	1702	F	C	70	🔊	6943829595255	100A1745
205/70R14	XL	98T	6.0	5.0 - 7.0	209	644	750	290	1964	C	C	72	🔊	6943829592360	100A1542
195/70R14	-	91T	6.0	5.0 - 6.5	201	630	615	285	1922	E	C	71	🔊	6943829592353	100A1541
185/70R14	-	88H	5.5	4.5 - 6.0	189	616	560	279	1879	E	C	70	🔊	6943829592346	100A1540
175/70R14	XL	88T	5.0	4.5 - 6.0	177	602	560	274	1836	E	C	71	🔊	6943829592322	100A1538
165/70R14	-	81T	5.0	4.0 - 5.5	170	588	462	268	1793	E	C	70	🔊	6943829595118	100A1731
185/75R14		89T	5.5	4.0 - 5.0	189	634	580	286	1934	E	C	70	🔊	6943829512221	100A1004
175/60R13	-	77H	5.0	5.0 - 6.0	177	540	412	247	1647	F	C	70	🔊	6943829595224	100A1742
165/65R13	-	77T	5.0	4.5 - 6.0	170	544	412	248	1659	E	C	70	🔊	6943829595095	100A1729
155/65R13	-	73T	4.5	4.5 - 5.5	157	532	365	244	1623	F	C	70	🔊	6943829595248	100A1744
175/70R13	-	82T	5.0	4.5 - 5.5	177	576	475	261	1757	F	C	70	🔊	6943829592315	100A1537
165/70R13	-	79T	5.0	4.0 - 5.5	170	562	437	256	1714	F	C	70	🔊	6943829595088	100A1728
155/70R13	-	75T	4.5	4.0 - 5.0	157	548	387	250	1671	F	C	70	🔊	6943829595132	100A1733
145/70R13	-	71T	4.5	3.5 - 5.0	150	534	345	245	1629	F	C	70	🔊	6943829595187	100A1738
165/80R13	-	83H	5.0	4.0 - 5.5	170	594	487	268	1812	F	B	71	🔊	6943829502581	100A2105

XL Extra Load

LI Load Index

SI Speed Index

RR Rolling Resistance



CHAMPIRO ECO

FOR EVERYDAY DRIVING

“A comfort tire providing all round performance for your standard and compact car.”

Features

Symmetrical 3 groove tread construction

Special Compound

Wave shaped siping

Latest inner liner formula

Benefits

▶ Provides excellent **COMFORT, STABILITY AND SAFETY** through effective water dispersion

▶ Excellent **GRIP ON WET AND DRY ROAD**

▶ **REDUCED NOISE**, increased driving comfort

▶ Maintains optimal air pressure over a longer period, **SAVING FUEL** whilst maintaining handling and braking to the highest level



13 - 16 Inch



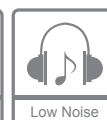
Speed Rating: T - H



60 - 80 Series



Comfort



Low Noise



Wet Handling

FOR EVERYDAY DRIVING

CHAMPIRO ECO



Tire Size	XL	LI / SI	Etro	Allowed Rim	Section Width (mm)	Outer Diameter (mm)	Max. Load (Kg)	Static Loaded Radius	Rolling Circumference	RR	Wet Grip	Noise Data(dB)	Noise Grade	Ean Code	Item No
215/60R16	-	95H	6,5	6.0 - 7.5	215	664	690	NA	NA	E	C	71	🔊	8990876153219	B321
205/60R16	-	92H	6.0	5.5 - 7.5	209	652	630	299	2007	C	C	70	🔊	8990876152953	B295
205/60R15	-	91H	6.0	5.5 - 7.5	209	627	615	286	1946	E	C	70	🔊	8990876152946	B294
195/60R15	-	88H	6.0	5.5 - 7.0	201	615	560	282	1946	C	C	70	🔊	8990876152939	B293
185/60R15	XL	88H	5.5	5.0 - 6.5	189	603	560	277	2105	E	C	70	🔊	8990876153202	B320
175/60R15	-	81H	5.0	5.0 - 6.0	175	591	462	271	NA	E	C	70	🔊	8990876153363	B336
215/65R15	-	96H	6.5	6.0 - 7.5	221	661	710	300	2074	C	C	70	🔊	8990876153066	B306
205/65R15	-	94H	6.0	5.5 - 7.5	209	647	670	294	2074	C	C	70	🔊	8990876153059	B305
195/65R15	-	91H	6.0	5.5 - 7.1	195	635	615	290	1928	C	B	70	🔊	8990876153356	B335
185/65R15	-	88H	5.5	5.0 - 6.5	185	621	560	284	1928	C	B	70	🔊	8990876153301	B330
175/65R15	-	84H	5.0	5.0 - 6.0	175	605	500	278	1867	C	B	70	🔊	8990876150362	B036
205/70R15	-	96T	6.0	5.0 - 7.0	205	669	710	NA	NA	E	C	70	🔊	8990876152878	B287
195/60R14	-	86H	6.0	5.5 - 7.0	195	590	530	NA	NA	E	C	70	🔊	8990876153264	B326
185/60R14	-	82H	5.5	5.0 - 6.5	189	578	475	265	1995	E	C	70	🔊	8990876152922	B292
195/65R14	-	89H	6.0	5.5 - 7.0	195	610	580	NA	NA	E	C	70	🔊	8990876153240	B324
185/65R14	-	86H	5.5	5.0 - 6.5	189	596	530	272	1995	E	C	70	🔊	8990876153035	B303
175/65R14	-	82T	5.0	5.0 - 6.0	175	584	475	267	1958	C	B	70	🔊	8990876153295	B329
165/65R14	-	79T	5.0	4.5 - 6.0	170	570	437	261	1928	E	C	70	🔊	8990876152991	B299
155/65R14	-	75T	4.5	4.5 - 5.5	157	558	387	257	1928	F	C	70	🔊	8990876152977	B297
195/70R14	-	91H	6.0	5.0 - 6.5	201	630	615	285	1891	C	C	70	🔊	8990876153141	B314
185/70R14	-	88H	5.5	4.5 - 6.0	189	616	560	279	2025	E	C	70	🔊	8990876153134	B313
175/70R14	-	84H	5.0	4.5 - 6.0	177	602	500	274	1989	E	C	70	🔊	8990876153127	B312
165/70R14	XL	85T	5.0	4.0 - 5.5	170	588	515	268	1989	E	C	70	🔊	8990876153103	B310
185/60R13	-	80H	5.5	5.0 - 6.5	189	552	450	253	2092	E	C	70	🔊	8990876152915	B291
175/60R13	-	77H	5.0	5.0 - 6.0	175	540	412	NA	NA	F	C	70	🔊	8990876153233	B323
175/65R13	-	80T	5.0	5.0 - 6.0	177	558	450	256	1760	E	C	70	🔊	8990876153004	B300
165/65R13	-	77T	5.0	4.5 - 6.0	170	544	412	248	1815	E	C	70	🔊	8990876152984	B298
155/65R13	-	73T	4.5	4.5 - 5.5	157	532	365	244	1784	F	C	70	🔊	8990876152960	B296
185/70R13	-	86H	5.5	4.5 - 6.0	185	590	530	NA	NA	E	C	70	🔊	8990876153257	B325
175/70R13	-	82H	5.0	4.5 - 6.0	177	576	475	261	1912	E	C	70	🔊	8990876153110	B311
165/70R13	-	79T	5.0	4.0 - 5.5	170	562	437	256	1876	E	C	70	🔊	8990876153097	B309
155/70R13	-	75T	4.5	4.0 - 5.0	157	548	387	250	1973	E	B	70	🔊	8990876153080	B308
145/70R13	-	71T	4.5	3.5 - 5.0	150	534	345	245	1937	F	C	70	🔊	8990876153073	B307
165/80R13	-	83T	4.5	4.0 - 5.5	165	594	487	268	1894	E	C	70	🔊	8990876113183	B318
155/80R13	-	79T	4.5	4.0 - 5.0	155	578	437	266	1708	C	B	70	🔊	8990876153288	B328
145/80R13	-	75T	4.0	3.5 - 5.0	145	557	387	261	1763	F	B	70	🔊	8990876153332	B333
135/80R13	-	70T	3.5	3.5 - 4.5	133	546	335	250	1818	F	C	70	🔊	8990876153158	B315

XL Extra Load

LI Load Index

SI Speed Index

RR Rolling Resistance

NA not available

4X4/SUV SUMMER TIRE RANGE



NEW



CHAMPIRO HPY SUV












SAVERIO HT PLUS



ADVENTURO A/T



ADVENTURO M/T

GT Radial Application Recommendation ★ Average ★★ Fair ★★★ Excellent					
	Paved	Sand	Light mud	Heavy mud	Light snow
	 SPORTS	★★★			
 HT	★★★		★		
 A/T	★★	★	★★	★	★
 M/T	★	★★	★★★	★★★★	★



CHAMPIRO HPY SUV

SUV PREMIUM ULTRA HIGH PERFORMANCE

“Ultra-high performance summer tire providing ultimate balance in both wet and dry conditions.”

Features

Asymmetric pattern design

Solid centre rib

4 Wide Longitudinal Grooves

Benefits

- ▶ **OUTSIDE:** Compact wide shoulder tread optimum road contact and excellent cornering stability
- INSIDE:** Open transverse grooves combined with 2 straight wide grooves optimum water dispersion and prevent aquaplanin
- ▶ Excellent **RESISTANCE TO AQUAPLANING** and self-cleaning performance
- ▶ **ENHANCED TRACTION** and cornering



NEW



17 - 20 Inch



Speed Rating: V - Y



40 - 65 Series

SUV PREMIUM ULTRA HIGH PERFORMANCE

CHAMPIRO HPY SUV



Tire Size	XL	LI / SI	Etrto	Approved Rim	Section Width (mm)	Outer Diameter (mm)	Max. Load (Kg)	Static Loaded Radius	Rolling Circumference	RR	Wet Grip	Noise Data(dB)	Noise Grade	Ean Code	Item No
215/60R17	XL	100V	6.5	6.5	221	690	800	314 ± 7	2105	C	B	72	🔊	8990876151215	B121
225/65R17	-	102V	6.5	6.5	228	724	850	327±8	2208	E	B	70	🔊	8990876153479	B347
235/55R17	XL	103W	7.5	7.5	245	690	875	NA	2105	C	B	72	🔊	8990876151321	B132
235/65R17	XL	108V	7.0	7	240	738	1000	332±9	2251	C	B	70	🔊	8990876153448	B344
245/65R17	XL	111V	7	7	248	750	1090	NA	2288	B	B	72	🔊	8990876151314	B131
235/50ZR18	XL	101Y	7.5	7.5	240	695	825	318±7	2120	C	B	70	🔊	8990876150560	B056
235/60R18	XL	107V	7.0	7	240	739	975	336±7	2254	C	B	70	🔊	8990876153455	B345
255/55ZR18	XL	109Y	8.0	8	265	737	1030	335±7	2248	C	B	70	🔊	8990876153424	B342
235/55R19	XL	105W	7.5	7.5	245	741	925	340 ± 7	2260	C	B	72	🔊	8990876151239	B123
255/50ZR19	-	107Y	8.0	8	265	739	975	NA	2254	C	B	70	🔊	8990876153431	B343
275/45R19	XL	108Y	9.0	9	273	731	1000	NA	2230	C	B	72	🔊	8990876151222	B122
255/45ZR20	-	101Y	8.5	8.5	255	738	825	NA	2251	E	B	72	🔊	8990876153486	B348
265/50R20	XL	111W	8.5	8.5	277	774	1090	NA	2361	C	B	72	🔊	8990876151338	B133
275/40R20	XL	106Y	9.5	9.5	278	728	950	NA	2220	C	B	72	🔊	8990876151208	B120
275/55R20	XL	117V	8.5	8.5	284	810	1295	NA	2471	B	B	72	🔊	8990876151345	B134

XL Extra Load

LI Load Index

SI Speed Index

RR Rolling Resistance

NA not available



SAVERO HT PLUS

ALL SEASON

“Savero HT plus is designed for pick-ups, light trucks and SUVs to deliver comfort and control.”

Features

Modern “S” shape tread pattern

Four circumferential grooves with open shoulder slots

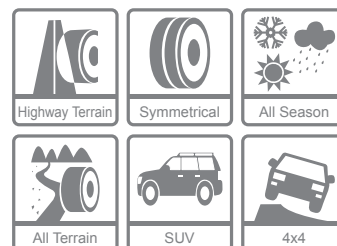
Special tread compound




Benefits

▶ Superb **HANDLING** providing a smooth and quiet ride

▶ **PREVENTS AQUAPLANING**

▶ **ENHANCED TREAD LIFE**, providing consistent wet and dry traction



 15 - 18 Inch
  Speed Rating: R - T
  65 - 85 Series

ALL SEASON

SAVERO HT PLUS



Tire Size	XL	LI / SI	Etrto	Allowed Rim	Section Width (mm)	Outer Diameter (mm)	Max. Load (Kg)	Static Loaded Radius	Rolling Circumference	RR	Wet Grip	Noise Data(dB)	Noise Grade	Ean Code	Item No
P235/65R18	-	104T	7.0	6.5 - 8.5	240	763	900	348	2327	F	E	70	🔊	6943829507609	100A137
265/65R17	-	112T	8.0	7.5 - 8.5	272	776	1085	350	2367	E	E	72	🔊	6943829507388	100A107
P245/65R17	-	105T	7.0	7.5 - 8.5	248	750	925	340	2288	F	E	70	🔊	6943829528062	100A1249
P235/65R17	-	104T	7.0	6.5 - 7.5	240	738	900	335	2251	E	B	70	🔊	6943829515758	100A575
P265/70R17	-	113T	8.0	7.5 - 8.5	272	804	1150	361	2452	E	E	72	🔊	6943829528130	100A1256
P245/70R17	-	108T	7.0	6.5 - 7.5	248	776	1000	350	2367	E	E	70	🔊	6943829515734	100A573
LT245/70R17	-	119/116R	7.0	6.5 - 7.5	248	776	1360/1250	350	2367	E	E	70	🔊	6943829515857	100A585
225/70R17	XL	108T	6.5	6.0 - 7.0	228	748	1000	339	2281	E	E	71	🔊	6943829528024	100A1245
265/70R16	-	112T	8.0	7.5 - 8.5	272	778	1120	348	2373	E	E	72	🔊	6943829507395	100A108
255/70R16	-	111T	7.5	7.0 - 8.0	260	764	1055	343	2330	E	E	72	🔊	6943829507364	100A105
245/70R16	XL	111T	7.0	7.5 - 8.0	248	750	1060	337	2288	E	E	71	🔊	6943829512054	100A1205
245/70R16	-	107T	7.0	7.5 - 8.0	248	750	975	337	2288	F	E	70	🔊	6943829507357	100A104
235/70R16	-	106T	7.0	6.5 - 7.5	240	736	950	332	2245	E	E	70	🔊	6943829507340	100A103
225/70R16	-	103T	6.5	6.0 - 7.0	228	722	875	326	2202	E	E	70	🔊	6943829516090	100A1058
215/70R16	-	100H	6.5	6.0 - 7.0	221	708	775	321	2159	F	E	70	🔊	6943829507319	100A100
LT265/75R16	-	119/116R	7.5	7.0 - 8.0	267	804	1360/1250	358	2452	E	E	70	🔊	6943829515826	100A582
LT245/75R16	-	120/116R	7.0	6.5 - 7.5	248	774	1380/1260	347	2361	F	E	70	🔊	6943829515819	100A581
LT225/75R16	-	115/112R	6.0	6.0 - 6.5	223	744	1215/1120	335	2269	E	E	70	🔊	6943829515802	100A580
LT235/85R16	-	120/116R	6.5	6.0 - 7.0	235	806	1380/1260	359	2458	F	E	70	🔊	6943829596436	100A1801
31×10.50R15LT	-	109R	8.5	7.5 - 9.0	268	781	1030	347	2382	F	E	70	🔊	6943829515901	100A590
P235/75R15	-	105T	6.5	6.0 - 7.0	235	733	920	328	2236	F	E	70	🔊	6943829515666	100A566
215/80R15	-	102S	6.0	5.5 - 6.5	216	725	850	325	2211	F	E	70	🔊	6943829516243	100A624

XL Extra Load

LI Load Index

SI Speed Index

RR Rolling Resistance



ADVENTURO A/T

ALL TERRAIN

“Adventuro A/T is an all terrain tire for light trucks and SUVs designed to provide a balance between highway and all terrain capability.”

Features

Special block tread design with multiple sipes

Wide tread pattern with deep solid blocks and lugs

Open shoulder design with wide grooves

Benefits

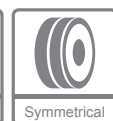
▶ Extra **OFF ROAD TRACTION**

▶ Delivers **SUPERIOR HANDLING** and **EXTENDED TREAD LIFE**

▶ **PREVENTS AQUAPLANING**



All Terrain



Symmetrical



All Season



4x4



15 - 17 Inch



Speed Rating: S - T



70 - 85 Series

ALL TERRAIN

ADVENTURO A/T



Tire Size	LI / SI	Etrto	Allowed Rim	Section Width (mm)	Outer Diameter (mm)	Max. Load (Kg)	Static Loaded Radius	Rolling Circumference	RR	Wet Grip	Noise Data(dB)	Noise Grade	Ean Code	Item No
LT265/70R17	121/118S	8.0	7.5 - 8.5	727	804	1450/1320	361	2452	F	E	72	🔊	6943829596504	100A1803
LT245/70R17	119/116S	7.0	6.5 - 7.5	248	776	1360/1250	350	2367	F	E	72	🔊	6943829516861	100A686
LT235/85R16	120/116S	6.5	6.0 - 7.0	235	806	1380/1260	359	2458	F	E	72	🔊	6943829593343	100A1623
LT265/75R16	112/109S	7.5	7.0 - 8.0	267	804	1120/1030	358	2452	F	E	72	🔊	6943829593367	100A1625
P275/70R16	114T	8.0	7.5 - 8.5	279	792	1180	354	2416	F	E	75	🔊	6943829514843	100A524
31×10.50R15LT	109S	8.5	8.0 - 9.0	268	775	1021	344	2364	F	E	72	🔊	6943829593374	100A1626
30×9.50R15LT	104S	7.5	7.0 - 8.5	240	750	900	334	2288	F	E	72	🔊	6943829516878	100A687
P235/75R15	105S	6.5	6.0 - 7.0	235	733	920	328	2236	E	E	74	🔊	6943829514881	100A488

LI Load Index

SI Speed Index

RR Rolling Resistance



ADVENTURO M/T

MUD TERRAIN - OFF ROAD

“Adventuro M/T is a mud terrain and maximum traction tire and is the most aggressive and rugged tire in the GT Radial range.”

Features

Aggressive pattern design

High void ratio and pyramid shape tread elements

Special casing profile and solid shoulder pattern

Reinforced casing construction

Benefits

▶ **OUTSTANDING TRACTION** in all weather conditions

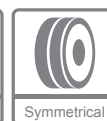
▶ Excellent **RESISTANCE TO AQUAPLANING** and self-cleaning performance

▶ **ENHANCED TRACTION** and cornering

▶ Superior overall **RESISTANCE TO DAMAGE**



Mud Terrain



Symmetrical



All Season



4x4



15 - 16 Inch



Speed Rating: Q - S



75 - 85 Series

MUD TERRAIN - OFF ROAD

ADVENTURO M/T



Tire Size	LI / SI	Etrto	Allowed Rim	Section Width (mm)	Outer Diameter (mm)	Max. Load (Kg)	Static Loaded Radius	Rolling Circumference	RR	Wet Grip	Noise Data(dB)	Noise Grade	Ean Code	Item No
LT245/75R16	120/116Q	7.0	6.5 - 7.5	248	780	1380/1260	349	2379	F	F	73	🔊	6943829596061	100A1770
LT235/85R16	120/116Q	6.5	6.0 - 7.0	235	812	1380/1260	361	2477	F	F	72	🔊	6943829596092	100A1773
33×12.50R15LT	108Q	10.0	8.5 - 11.0	318	832	1000	366	2538	F	F	72	🔊	6943829596108	100A1774
31×10.50R15LT	109Q	8.5	7.5 - 9.0	268	781	1030	347	2382	F	F	72	🔊	6943829596085	100A1772
LT235/75R15	104/101S	6.5	6.0 - 7.0	235	739	900/825	330	2254	F	F	73	🔊	6943829596078	100A1771

LI Load Index

SI Speed Index

RR Rolling Resistance



COMMERCIAL LIGHT TRUCK TIRE RANGE

NEW



MAXMILER Pro



MAXMILER EX



MAXMILER CX



MAXMILER X



SUPER TRAVELLER 668



KARGOMAX
ST-4000



Optimum mileage performance



Excellent load bearing capacity



Exceptional comfort and safety



MAXMILER Pro

PREMIUM MILEAGE

“New generation Commercial tire with improved wear and durability for heavy usage on all roads.”

Features

Reinforced new casing construction


Flat tire tread contour

New tread compound

Modern pattern design

Benefits

- ▶ **IMPROVES DURABILITY AND ROBUSTNESS** in toughest driving conditions
- ▶ Ensures a larger contact area with the ground, producing a **HIGHER WEAR VOLUME AND MILEAGE** while also **IMPROVE VEHICLE HANDLING**
- ▶ **Provides HIGH LEVEL OF WET PERFORMANCE**, which has confirmed by excellent tire labelling rating
- ▶ Provides a very **LOW NOISE LEVEL**, improving both driver comfort and reduce environmental impact



12 - 16 Inch



Speed Rating: N - H



60 - 75 Series

PREMIUM MILEAGE

MAXMILER Pro



Reifengröße	LI / SI	Etrto	Zuge-lassene Felgen-größe	Reifen-breite (mm)	Außen-durch-messer (mm)	Max. Tragfähig-(Kg)	Statischer Halbmesser	Abrollumfang (mm)	RR	Nass-haftung	Externes Roll-geräusch (dB)	Geräusch-klasse	Ean Code	Artikel
155R12C	88/86R	4.5	4.0 - 5.0	157	550	560/530	251	1678	E	C	70	🔊	8990876115355	B355
165R13C	94/92R	4.5	4.0 - 5.0	165	596	670/630	272	1818	C	C	70	🔊	8990876115365	B365
175R13C	97/95R	5.0	4.5 - 5.5	178	615	730/690	281	1876	C	B	70	🔊	8990876115356	B356
185R14C	102/100R	5.0	5.0 - 6.0	189	654	850/800	299	1995	E	B	70	🔊	8990876115357	B357
195R14C	106/104R	5.5	5.0 - 6.0	198	666	950/900	304	2031	C	B	70	🔊	8990876115373	B373
175/65R14C	90/88T	5.0	5.0 - 5.5	177	584	600/560	267	1781	C	B	70	🔊	8990876115368	B368
195R15C	106/104R	5.0	5.0 - 6.0	198	694	950/900	317	2117	C	B	70	🔊	8990876115354	B354
195/70R15C	104/102N	6.0	5.0 - 6.0	201	655	900/850	299	1998	C	B	70	🔊	8990876115359	B359
205/70R15C	106/104R	6.0	5.5 - 6.5	209	669	950/900	305	2040	C	B	70	🔊	8990876115362	B362
215/70R15C	109/107S	6.5	5.5 - 7.0	221	683	1030/975	312	2083	C	B	70	🔊	8990876115369	B369
225/70R15C	112/110R	6.5	6.0 - 7.0	228	697	1120/1060	318	2126	B	B	71	🔊	8990876115375	B375
175/75R16C	112/110R	5.0	4.5 - 5.5	177	668	825/775	305	2037	C	B	70	🔊	8990876115366	B366
185/75R16C	104/102T	5.0	5.0 - 6.0	184	684	900/850	312	2086	C	B	70	🔊	8990876115358	B358
195/75R16C	107/105R	5.5	5.0 - 6.0	196	698	975/925	319	2129	C	B	70	🔊	8990876115376	B376
205/75R16C	113/111R	5.5	5.5 - 6.5	203	714	1150/1090	326	2178	B	B	70	🔊	8990876115363	B363
215/75R16C	116/114R	6.0	5.5 - 7.0	216	728	1250/1180	332	2220	B	B	70	🔊	8990876115364	B364
225/75R16C	118/116R	6.0	5.5 - 6.0	223	744	1320/1250	340	2269	C	B	71	🔊	8990876115374	B374
215/70R16C	108/106T	6.5	6.0 - 7.0	221	708	1000/950	323	2159	C	B	70	🔊	8990876115378	B378
195/65R16C	104/102T	6.0	5.0 - 6.0	201	660	900/850	301	2013	B	B	70	🔊	8990876115377	B377
205/65R16C	107/105T	6.0	5.5 - 6.5	209	672	975/925	307	2050	C	B	70	🔊	8990876115367	B367
215/65R16C	109/107T	6.5	6.0 - 7.0	221	686	1030/975	313	2092	C	B	70	🔊	8990876115360	B360
225/65R16C	112/110T	6.5	6.0 - 7.0	228	698	1120/1060	319	2129	C	B	71	🔊	8990876115361	B361
235/65R16C	115/113R	7.0	6.5 - 7.5	240	712	1215/1150	325	2172	C	B	71	🔊	8990876115370	B370
195/60R16C	99/97H	6.0	5.5 - 6.5	201	640	775/730	292	1952	E	B	70	🔊	8990876115371	B371
215/60R16C	103/101H	6.5	6.0 - 7.0	221	664	875/825	303	2025	C	B	70	🔊	8990876115372	B372

LI Load Index

SI Speed Index

RR Rolling Resistance



MAXMILER EX

COMFORT PASSENGER VAN

“NEW generation of comfortable, high load capacity tires for modern high speed commercial vans.”

Features

Optimised weight construction

Reinforced belt construction

New bead design

Silica based compound

Benefits

- ▶ Provides a **HIGH LEVEL OF COMFORT**
- ▶ Safely enables **HIGH LOAD CAPACITY** whilst driving at speed
- ▶ **REDUCES HEAT BUILD UP** under high load conditions
- ▶ Combines good **WET AND DRY HANDLING** enabling maximum performance



14 - 16 Inch



Speed Rating: R - T



60 - 75 Series

COMFORT PASSENGER VAN

MAXMILER EX



Tire Size	LI / SI	Etrto	Allowed Rim	Section Width (mm)	Outer Diameter (mm)	Max. Load (Kg)	Static Loaded Radius	Rolling Circumference	RR	Wet Grip	Noise Data(dB)	Noise Grade	Ean Code	Item No
215/60R16CLT	103/101T	6.5	6.0 - 7.0	221	664	875/825	304	2025	F	C	72	🔊	6943829594708	100A1719
195/60R16CLT	99/97H	6.0	5.5 - 6.5	201	640	775/730	294	1952	F	C	72	🔊	6943829594722	100A1721
235/65R16CLT	115/113R	7.0	6.5 - 7.5	240	712	1215/1150	322	2172	E	C	72	🔊	6943829594715	100A1720
225/65R16CLT	112/110T	6.5	6.0 - 7.0	228	698	1120/1060	317	2129	C	C	72	🔊	6943829594630	100A1712
215/65R16CLT	106/104T	6.0	6.0 - 7.0	221	686	950/900	312	2092	E	C	72	🔊	6943829594562	100A1705
205/65R16CLT	107/105T	6.0	5.5 - 6.5	209	672	975/925	307	2050	E	C	72	🔊	6943829594555	100A1704
195/65R16CLT	104/102T	6.0	5.5 - 5.5	201	660	900/850	302	2013	F	C	72	🔊	6943829594593	100A1708
225/75R16CLT	118/116R	6.0	6.5 - 7.0	223	744	1320/1250	335	2269	E	C	72	🔊	6943829594777	100A1726
215/75R16CLT	116/114R	6.0	5.5 - 6.5	216	728	1250/1180	329	2220	C	C	72	🔊	6943829594746	100A1723
205/75R16CLT	113/111R	5.5	5.0 - 6.0	203	714	1150/1090	323	2178	F	C	72	🔊	6943829594692	100A1718
205/75R16CLT	110/108R	5.5	6.0 - 6.5	203	714	1060/1000	323	2178	C	C	72	🔊	6943829594654	100A1714
195/75R16CLT	107/105R	5.5	5.0 - 6.0	196	698	975/925	317	2129	C	C	72	🔊	6943829594609	100A1709
185/75R16CLT	104/102R	5.0	5.5 - 6.0	184	684	900/850	311	2086	F	C	70	🔊	6943829594647	100A1713
175/75R16CLT	101/99R	5.0	4.5 - 5.5	177	668	825/775	305	2037	F	C	70	🔊	6943829594661	100A1715
205/65R15CLT	102/100T	6.0	5.5 - 6.5	209	647	850/800	294	1973	F	C	72	🔊	6943829594616	100A1710
225/70R15CLT	112/110R	6.5	6.0 - 7.0	228	697	1120/1060	314	2126	E	C	72	🔊	6943829594586	100A1707
215/70R15CLT	109/107S	6.5	6.0 - 7.0	221	683	1030/975	308	2083	E	C	72	🔊	6943829594739	100A1722
205/70R15CLT	106/104R	6.0	5.5 - 6.5	209	669	950/900	303	2040	E	C	72	🔊	6943829594623	100A1711
195/70R15CLT	104/102R	6.0	5.0 - 5.5	201	655	900/850	297	1998	E	C	72	🔊	6943829594579	100A1706
195R14CLT	106/104R	5.5	5.0 - 6.0	198	666	950/900	299	2031	E	C	72	🔊	6943829591332	100A1286
185R14CLT	102/100R	5.5	5.0 - 6.0	188	650	850/800	293	1983	E	C	70	🔊	6943829591325	100A1285
175/65R14CLT	90/88T	5.0	5.0 - 5.5	177	584	600/560	267	1781	F	C	70	🔊	6943829512467	100A1030
165/70R14CLT	89/87R	5.0	4.5 - 5.0	170	588	580/545	268	1793	F	C	69	🔊	6943829512443	100A1028
215/75R14CLT	112/110R	6.0	5.5 - 7.0	216	678	1120/1060	304	2068	E	C	72	🔊	6943829593572	100A1646

LI Load Index

SI Speed Index

RR Rolling Resistance



MAXMILER CX

COMMERCIAL VAN SUMMER

“Maxmiler CX is designed for the needs of business and factory vehicles, providing commercial vans great handling and highmileage driving capabilities.”

Features

Reinforced construction comprising of two steel belts and full nylon protector

Vertical grooves and open horizontal grooves arrangement

Specially designed tread compound

Benefits

▶ Delivers **ROBUST LOAD CARRYING CAPACITY**

▶ Provides **EXCELLENT WET AND DRY GRIP**

▶ **MAXIMUM MILEAGE** with reduced heat



 12 - 16 Inch  Speed Rating: R - T  65 - 75 Series



COMMERCIAL VAN SUMMER

MAXMILER CX



Tire Size	LI / SI	Etrto	Allowed Rim	Section Width (mm)	Outer Diameter (mm)	Max. Load (Kg)	Static Loaded Radius	Rolling Circumference	RR	Wet Grip	Noise Data(dB)	Noise Grade	Ean Code	Item No
225/65R16C	112/110T	6.5	6.0 - 7.0	224	698	1120/1060	317	1958	C	C	72	🔊	8990876104556	A455
215/65R16C	109/107T	6.5	6.0 - 7.0	218	686	1030/975	312	1958	C	C	72	🔊	8990876104549	A454
205/65R16C	107/105T	6.0	5.5 - 6.5	210	673	975/925	307	1928	E	C	72	🔊	8990876104532	A453
195/65R16C	104/102T	6.0	5.5 - 6.0	192	660	900/850	302	1928	C	C	72	🔊	8990876104525	A452
225/75R16C	118/116R	6.0	6.0 - 7.0	222	745	1320/1250	335	1891	E	C	72	🔊	8990876104433	A443
195/75R16C	107/105R	5.5	5.0 - 6.0	191	701	975/925	317	2025	C	C	72	🔊	8990876104419	A441
185/75R16C	104/102T	5.0	5.0 - 6.0	188	689	900/850	311	1989	C	C	72	🔊	8990876104518	A451
175/75R16C	101/99R	5.0	4.5 - 5.5	171	671	825/775	305	1989	E	C	72	🔊	8990876104402	A440
205/65R15C	102/100T	6.0	5.5 - 6.5	205	646	850/800	294	2092	E	C	72	🔊	8990876104457	A445
225/70R15C	112/110R	6.5	6.0 - 7.0	227	702	1120/1060	314	1760	C	C	72	🔊	8990876104396	A439
195/70R15C	104/102R	6.0	5.0 - 6.0	200	658	900/850	297	1815	E	C	72	🔊	8990876104389	A438
195R15C	106/104R	5.0	5.0 - 6.0	194	697	950/900	313	1784	E	C	72	🔊	8990876104563	A456
165/70R14C	89/87R	5.0	4.5 - 5.0	165	590	580/545	268	1912	E	C	72	🔊	8990876104440	A444
205R14	109/107R	6.0	5.5 - 6.5	204	686	1030/975	307	1876	C	C	72	🔊	8990876104372	A437
195R14C	106/104R	5.5	5.0 - 6.0	196	671	950/900	299	1973	E	C	72	🔊	8990876104365	A436
185R14C	102/100R	5.5	5.0 - 6.0	185	656	850/800	293	1937	E	C	72	🔊	8990876104358	A435
175R14C	99/98R	5.0	4.5 - 5.5	178	639	775/750	286	1894	C	C	72	🔊	8990876104501	A450
175R13C	97/95R	5.0	4.5 - 5.5	177	616	730/690	274	1708	E	C	72	🔊	8990876104495	A449
165R13C	94/92R	4.5	4.0 - 5.0	163	602	670/630	270	1763	E	C	72	🔊	8990876104471	A447
155R12C	88/86R	4.5	4.0 - 5.0	157	557	560/530	249	1818	E	C	72	🔊	8990876104488	A448

LI Load Index

SI Speed Index

RR Rolling Resistance



MAXMILER X

COMMERCIAL VAN SUMMER

“The Maxmiler X provides good mileage and handling in wet and dry conditions.”

Features

Reinforced construction comprising of two steel belts and full nylon protector

Vertical grooves and open horizontal grooves arrangement


Specially designed tread compound

Benefits

▶ Delivers **ROBUST LOAD CARRYING CAPACITY**

▶ Provides **EXCELLENT WET AND DRY GRIP**

▶ Delivers **MAXIMUM MILEAGE PERFORMANCE** with reduced heat



12 - 15 Inch



Speed Rating: N - Q

COMMERCIAL VAN SUMMER

MAXMILER X



Tire Size	LI / SI	Etrto	Allowed Rim	Section Width (mm)	Outer Diameter (mm)	Max. Load (Kg)	Static Loaded Radius	Rolling Circumference	RR	Wet Grip	Noise Data(dB)	Noise Grade	Ean Code	Item No
185R15C LT	103/102Q	5.5	6.0	188	674	875/850	305	2056	E	C	71	🔊	6943829522046	100A1418
205R14CLT	109/107N	6.0	5.5 - 6.5	208	686	1030/975	307	2092	C	C	71	🔊	6943829512887	100A288
195R14CLT	106/104N	5.5	6.0	198	668	950/900	300	2037	C	C	71	🔊	6943829510197	100A019
185R14CLT	102/100N	5.5	6.0	188	650	850/800	293	1983	E	C	71	🔊	6943829510623	100A062
175R14CLT	99/98N	5.0	4.5 - 5.5	178	634	775/750	286	1934	E	C	70	🔊	6943829594371	100A1662
175R13CLT	97/95N	5.0	5.0 - 5.5	178	610	730/690	274	1861	E	C	70	🔊	6943829510043	100A004
165R13C LT	94/93N	4.5	4.5-5.5	165	594	670/650	268	1812	F	C	70	🔊	6943829520998	100A1055
155R13C LT	90/88N	4.5	4.5 - 5.0	157	578	600/565	262	1763	E	C	70	🔊	6943829510241	100A024
155R13LT	90/88Q	4.5	4.5 - 5.0	157	578	600/565	262	1763	E	C	70	🔊	6943829517066	100A706
155R12CLT	83/81N	4.5	4.0 - 4.5	157	553	487/462	249	1687	F	C	70	🔊	6943829510210	100A021
145R12CLT	80/78Q	4.0	3.5 - 4.0	145	537	450/425	243	1638	F	C	70	🔊	6943829506169	100A1116

LI Load Index

SI Speed Index

RR Rolling Resistance



SUPER TRAVELLER 668

TRAILER

“The Super Traveller 668 is built for carrying high load, with excellent grip.”

Features

Robust and solid pattern design

Solid shoulder design

4 Longitudinal grooves

Benefits


▶ Provides good **PERFORMANCE AND PROTECTION**, even under severe use

▶ Improves **STABILITY**, wear and protection

▶ Excellent **WATER DISPERSION**



 15 - 16 Inch

 Speed Rating: N

TRAILER



SUPER TRAVELLER 668

Tire Size	LI / SI	Etrto	Allowed Rim	Section Width (mm)	Outer Diameter (mm)	Max. Load (Kg)	Static Loaded Radius	Rolling Circumference	RR	Wet Grip	Noise Data(dB)	Noise Grade	Ean Code	Item No
6.50R16LT	108/107N	5.5	5.0 - 5.0	185	750	1000/975	337	2288	E	C	69	◀	6943829594531	100A1702
7.00R15LT	110/105N	5.5	6.0 - 6.0	200	750	1060/925	334	2288	F	E	70	◀	6943829594548	100A1703

LI Load Index

SI Speed Index

RR Rolling Resistance



KARGOMAX

TRAILER & CARAVANS

“Kargomax is built specially for caravans and trailers, providing reliability and high mileage.”

Features

Pattern design for standard caravan and trailer usage

Enhanced sidewall protection and compound

Special formula for inner liner compound

Benefits

- ▶ **LONG TREAD LIFE**
- ▶ Ensures **RESISTANCE FROM PREMATURE AGING**, when exposed to static high ozone environments
- ▶ Reduce air propagation **FOR LONG RELIABLE SERVICE**



ST-4000

Trailer & Caravans

ST-6000

Heavy Duty Trailers and Caravans



12 - 16 Inch



Speed Rating: N - R



60 - 80 Series

TRAILER & CARAVANS

KARGOMAX ST-4000



Tire Size	XL	LI / SI	Etrto	Allowed Rim	Section Width (mm)	Outer Diameter (mm)	Max. Load (Kg)	Static Loaded Radius	Rolling Circumference	RR	Wet Grip	Noise Data(dB)	Noise Grade	Ean Code	Item No
195/65R15	XL	95N	6.0	5.5 - 6.5	201	635	690	290	1937	C	C	72	🔊	6943829512979	100AK015
195/70R14	XL	96N	6.0	5.5 - 6.5	201	630	710	285	1922	C	C	72	🔊	6943829516939	100AK016
165/70R14CLT	-	89/87R	5.0	4.5 - 5.0	170	588	580/545	268	1793	F	C	69	🔊	6943829512443	100A1028
185/65R14	XL	93N	5.5	5.0 - 6.5	189	596	650	272	1818	E	C	69	🔊	6943829502604	100AK029
155R13	XL	84N	4.5	4.0 - 5.0	157	578	500	262	1763	C	C	70	🔊	6943829515543	100AK010
155R13	-	80N	4.5	4.0 - 5.0	157	578	450	262	1763	C	C	69	🔊	6943829515512	100AK009
145R13	-	74N	4.0	3.5 - 4.5	145	562	375	256	1714	E	C	69	🔊	6943829515260	100AK007
145/80R13	XL	79N	4.0	3.5 - 4.5	145	562	437	256	1714	E	C	70	🔊	6943829523074	100AK018
145/80R13	-	75N	4.0	3.5 - 4.5	145	562	387	256	1714	E	C	69	🔊	6943829521056	100AK017
185/70R13	-	90N	5.5	5.0 - 6.0	189	590	600	266	1800	E	C	71	🔊	6932877116215	100AK028
165/70R13	-	80N	5.0	4.5 - 5.5	170	562	450	256	1714	E	C	69	🔊	6943829512962	100AK013
155/70R13	-	78N	4.5	4.0 - 5.0	157	548	425	250	1671	E	C	69	🔊	6943829515833	100AK012
145/70R13	-	78N	4.5	4.0 - 5.0	150	534	425	245	1629	E	C	69	🔊	6943829515567	100AK011

XL Extra Load

LI Load Index

SI Speed Index

RR Rolling Resistance



KARGOMAX ST-6000

Tire Size	LI / SI	Etrto	Allowed Rim	Section Width (mm)	Outer Diameter (mm)	Max. Load (Kg)	Static Loaded Radius	Rolling Circumference	RR	Wet Grip	Noise Data(dB)	Noise Grade	Ean Code	Item No
225/75R16C	121/120N	6.0	6.5 - 7.0	223	744	1450/1400	335	2269	B	C	71	🔊	6943829592704	100AK022
195/70R15C	104/102N	6.0	5.5 - 6.5	201	655	900/850	297	1998	C	C	70	🔊	6943829515253	100AK006
185R14C	104/102N	5.5	5.0 - 6.0	188	650	900/850	293	1983	C	C	70	🔊	6943829515222	100AK003
195/70R14C	104/102N	6.0	5.5 - 6.5	201	630	900/850	285	1922	C	C	70	🔊	6943829515246	100AK005
165R13C	96/94N	4.5	4.0 - 5.0	167	598	710/670	270	1824	E	C	70	🔊	6943829515215	100AK002
155R13C	91/89N	4.5	4.5 - 5.0	157	578	615/580	262	1763	E	C	70	🔊	6943829595064	100AK027
195/60R12C	104/102N	6.0	5.5 - 6.5	194	530	900/850	240	1617	E	C	70	🔊	6943829515239	100AK004

XL Extra Load

LI Load Index

SI Speed Index

RR Rolling Resistance



WINTER TIRE RANGE



CHAMPIRO WinterPro HP



CHAMPIRO WinterPro



CHAMPIRO WT-AX



SAVERO WT



MAXMILER WT



MAXMILER WT-1000



CHAMPIRO ICEPRO



CHAMPIRO ICEPRO SUV



This symbol indicates that the tire is suitable for use in Winter and Snow conditions.



GT RADIAL's winter tires are designed after thorough market and user analysis in Europe. The programme offer tires for both Mainland Europe and Nordic conditions and meet very high end user demands in various winter conditions.



CHAMPIRO WinterPro HP

WINTER ULTRA HIGH PERFORMANCE

“Developed for drivers to retain precision of their ultra high performance sports car, sedan or coupe during winter conditions.”

Features

Asymmetrical tread design

Three wide circumferential grooves

Optimised sipes design

New tread compound

Benefits

- ▶ Outer blocks provide **GOOD DRY AND CORNERING PROPERTIES** and the inner block area provides extra grip for wet and snow conditions
- ▶ Help to **EVACUATE WATER, SLUSH AND PACKED SNOW**, while maintaining maximum contact with road surface
- ▶ Improved **GRIP** and braking in snow surfaces

Helps to **MAINTAIN THE ELASTICITY OF THE RUBBER AT LOW TEMPERATURES**, improving overall winter performances



Sports



Asymmetrical



Handling



Snow Handling



Low Noise



Winter



16 - 20 Inch



Speed Rating: H - V



40 - 65 Series

WINTER ULTRA HIGH PERFORMANCE

CHAMPIRO WinterPro HP



Tire Size	XL	LI / SI	Etrto	Allowed Rim	Section Width (mm)	Outer Diameter (mm)	Max. Load (Kg)	Static Loaded Radius	Rolling Circumference	RR	Wet Grip	Noise Data(dB)	Noise Grade	Ean Code	Item No
275/40R20	XL	106V	9.5	9.0 - 11.0	278	728	950	335	2220	C	C	72	🔊	8990876105911	A591
275/45R20	XL	110V	9.0	8.5 - 10.5	273	756	1060	348	2306	C	C	72	🔊	8990876106048	A604
255/50R19	XL	107V	8.0	7.0 - 9.0	265	739	975	341	2254	C	C	72	🔊	8990876105904	A590
255/55R19	XL	111H	8.0	7.0 - 9.0	265	763	1090	352	2327	C	C	72	🔊	8990876106192	A619
235/55R19	XL	105H	7.5	6.5 - 8.5	245	741	925	341	2260	C	C	72	🔊	8990876106178	A617
245/40R18	XL	97V	8.5	8.0 - 9.5	245	653	730	305	1992	E	C	72	🔊	8990876105942	A594
235/40R18	XL	95V	8.5	8.0 - 9.5	251	645	690	297	1967	E	C	72	🔊	8990876105966	A596
225/40R18	XL	92V	8.0	7.5 - 9.0	230	637	630	294	1943	E	C	71	🔊	8990876105959	A595
245/45R18	XL	100V	8.0	7.5 - 9.0	243	677	800	312	2065	C	C	72	🔊	8990876106499	A649
225/45R18	XL	95V	7.5	7.0 - 8.5	225	659	690	304	2010	C	C	71	🔊	8990876105973	A597
235/50R18	XL	101V	7.5	6.5 - 8.5	245	693	825	319	2114	C	C	72	🔊	8990876106062	A606
255/55R18	XL	109V	8.0	7.0 - 9.0	265	737	1030	338	2248	C	C	72	🔊	8990876106185	A618
235/55R18	XL	104V	7.5	6.5 - 8.5	245	715	900	329	2181	C	C	72	🔊	8990876106123	A612
255/60R18	XL	112H	7.5	7.0 - 9.0	260	763	1120	350	2327	B	C	72	🔊	8990876106246	A624
235/60R18	XL	107H	7.0	6.5 - 8.5	240	739	975	339	2254	B	C	72	🔊	8990876106239	A623
245/45R17	XL	99V	8.0	7.5 - 9.0	243	652	775	302	1989	C	C	72	🔊	8990876106482	A648
235/45R17	XL	97V	8.0	7.5 - 9.0	236	644	730	299	1964	C	C	72	🔊	8990876106079	A607
225/45R17	XL	94V	7.5	7.0 - 8.5	225	634	670	295	1934	C	C	71	🔊	8990876105867	A586
225/50R17	XL	98V	7.0	6.0 - 8.0	233	658	750	304	2007	E	C	71	🔊	8990876105898	A589
205/50R17	XL	93V	6.5	5.5 - 7.5	214	638	650	295	1946	C	C	71	🔊	8990876106055	A605
235/55R17	XL	103V	7.5	6.5 - 8.5	245	690	875	317	2105	C	C	72	🔊	8990876106109	A610
225/55R17	XL	101V	7.0	6.0 - 8.0	233	680	825	313	2074	C	C	71	🔊	8990876106093	A609
215/55R17	XL	98V	7.0	6.0 - 7.5	226	668	750	308	2037	C	C	71	🔊	8990876106086	A608
225/60R17	-	99H	6.5	6.0 - 8.0	228	702	775	321	2141	E	C	71	🔊	8990876106215	A621
215/60R17	-	96H	6.5	6.0 - 7.5	221	690	710	317	2105	C	C	71	🔊	8990876106208	A620
235/65R17	XL	108H	7.0	6.5 - 8.5	240	738	1000	335	2251	C	C	72	🔊	8990876106475	A647
225/65R17	-	102H	6.5	6.0 - 8.0	228	724	850	330	2208	C	C	71	🔊	8990876106222	A622
225/55R16	XL	99V	7.0	6.0 - 8.0	233	654	775	300	1995	C	C	71	🔊	8990876106604	A660
205/55R16	XL	94V	6.5	5.5 - 7.5	214	632	670	291	1928	E	C	71	🔊	8990876105881	A588
195/55R16	-	87H	6.0	5.5 - 7.0	201	620	545	287	1891	E	C	71	🔊	8990876106505	A650
235/60R16	-	100H	7.0	6.5 - 8.5	240	688	800	313	2098	C	C	72	🔊	8990876106345	A634

XL Extra Load

LI Load Index

SI Speed Index

RR Rolling Resistance



CHAMPIRO WinterPro

PREMIUM WINTER

“Specially designed and developed for European winter conditions, delivering the highest performance in dry, wet, ice and snow.”

Features

Directional winter tread design



Optimised tread sipe design

New compound with Advance Silica Technology

Benefits

- ▶ Enhanced road contact and **PERFORMANCE IN SNOW AND ICE CONDITIONS**
- ▶ **ENHANCED ACCELERATION AND BRAKING** under winter conditions
- ▶ Enhanced **TRACTION ON LOW FRICTION SURFACES**, increases driver safety



 13 - 16 Inch
  Speed Rating: T - H
  50 - 80 Series

 Comfort	 UHP	 Snow Handling
 Low Noise	 Winter	 Directional

PREMIUM WINTER

CHAMPIRO WinterPro



Tire Size	XL	LI / SI	Etrto	Allowed Rim	Section Width (mm)	Outer Diameter (mm)	Max. Load (Kg)	Static Loaded Radius	Rolling Circumference	RR	Wet Grip	Noise Data(dB)	Noise Grade	Ean Code	Item No
225/55R16	XL	99H	7.0	6.0 - 8.0	233	654	775	300	1995	C	E	72	🔊	8990876104792	A479
225/55R16	-	95H	7.0	6.0 - 8.0	233	654	690	300	1995	E	E	72	🔊	8990876104785	A478
215/55R16	XL	97H	7.0	6.0 - 7.5	226	642	730	295	1958	E	E	72	🔊	8990876104778	A477
215/55R16	-	93H	7.0	6.0 - 7.5	226	642	650	295	1958	E	E	72	🔊	8990876104013	A401
205/55R16	XL	94H	6.5	5.5 - 7.5	214	632	670	291	1928	F	E	72	🔊	8990876104006	A400
205/55R16	-	91T	6.5	5.5 - 7.5	214	632	615	291	1928	E	E	72	🔊	8990876103993	A399
205/55R16	-	91H	6.5	5.5 - 7.5	214	632	615	291	1928	F	E	72	🔊	8990876106567	A656
215/60R16	XL	99H	6.5	6.0 - 7.5	221	664	775	304	2025	E	E	72	🔊	8990876105263	A526
205/60R16	XL	96H	6.0	5.5 - 7.5	209	652	710	299	1989	E	E	72	🔊	8990876105256	A525
205/60R16	-	92H	6.0	5.5 - 7.5	209	652	630	299	1989	E	E	72	🔊	8990876104877	A487
195/60R16	-	89H	6.0	5.5 - 7.0	201	640	580	294	1952	E	E	72	🔊	8990876104860	A486
215/65R16	-	98H	6.5	6.0 - 7.5	225	686	750	312	2092	E	E	72	🔊	8990876108585	A858
195/50R15	-	82H	6.0	5.5 - 7.0	201	577	475	267	1760	E	E	72	🔊	8990876104808	A480
195/55R15	-	85H	6.0	5.5 - 7.0	201	595	515	274	1815	E	E	72	🔊	8990876103986	A398
185/55R15	XL	86H	6.0	5.0 - 6.5	194	585	530	270	1784	E	E	72	🔊	8990876103979	A397
185/55R15	-	82T	6.0	5.0 - 6.5	194	585	475	270	1784	E	E	72	🔊	8990876103962	A396
175/55R15	-	77T	5.5	5.0 - 6.0	182	573	412	264	1748	F	E	72	🔊	8990876103955	A395
195/60R15	-	88T	6.0	5.5 - 7.0	201	615	560	282	1876	E	E	72	🔊	8990876104853	A485
185/60R15	XL	88T	5.5	5.0 - 6.5	189	603	560	277	1839	E	E	72	🔊	8990876104846	A484
185/60R15	-	84T	5.5	5.0 - 6.5	189	603	500	277	1839	E	E	72	🔊	8990876104839	A483
155/60R15	-	74T	4.5	4.5 - 5.5	157	567	375	260	1729	F	E	72	🔊	8990876104822	A482
205/65R15	-	94T	6.0	5.5 - 7.5	209	647	670	294	1973	E	E	72	🔊	8990876108578	A857
195/65R15	XL	95T	6.0	5.5 - 7.0	203	635	690	290	1937	C	E	72	🔊	8990876108561	A856
195/65R15	-	91T	6.0	5.5 - 7.0	203	635	615	290	1937	E	E	72	🔊	8990876108554	A855
195/65R15	-	91H	6.0	5.5 - 7.0	201	635	615	290	1937	E	E	72	🔊	8990876106574	A657
185/65R15	-	88T	5.5	5.0 - 6.5	189	621	560	284	1894	E	E	72	🔊	8990876106581	A658
175/65R15	-	84T	5.0	5.0 - 6.0	177	609	500	279	1857	E	E	72	🔊	8990876108547	A854
185/60R14	-	82T	5.5	5.0 - 6.5	189	578	475	265	1763	F	E	72	🔊	8990876104815	A481
185/65R14	-	86T	5.5	5.0 - 6.5	189	596	530	272	1818	F	E	72	🔊	8990876105300	A530
175/65R14	XL	86T	5.0	5.0 - 6.0	177	584	530	267	1781	F	E	72	🔊	8990876106598	A659
165/65R14	-	79T	5.0	4.5 - 6.0	170	570	437	261	1739	E	E	72	🔊	8990876105287	A528
155/65R14	-	75T	4.5	4.5 - 5.5	157	558	387	257	1702	F	E	72	🔊	8990876105270	A527
185/70R14	-	88T	5.5	4.5 - 6.0	189	616	560	279	1879	E	E	72	🔊	8990876108622	A862
175/70R14	-	84T	5.0	4.5 - 6.0	177	602	500	274	1836	E	E	72	🔊	8990876108615	A861
165/70R14	-	81T	5.0	4.0 - 5.5	170	588	462	268	1793	E	E	72	🔊	8990876108608	A860
175/80R14	-	88T	5.0	4.5 - 6.0	209	620	560	283	1891	E	E	72	🔊	8990876108929	A892
175/70R13	-	82T	5.0	4.5 - 6.0	179	579	475	261	1766	E	E	72	🔊	8990876108592	A859
165/70R13	-	79T	5.0	4.0 - 5.5	170	562	437	256	1714	E	E	72	🔊	8990876108899	A889
155/70R13	-	75T	4.5	4.0 - 5.0	157	548	387	250	1671	F	E	72	🔊	8990876108882	A888
145/70R13	-	71T	4.5	4.0 - 5.0	150	534	345	245	1629	F	E	72	🔊	8990876108639	A863
155/80R13	XL	83T	4.5	4.0 - 5.0	157	578	487	265	1763	E	E	72	🔊	8990876108905	A890
145/80R13	XL	79T	4.0	3.5 - 5.0	145	562	437	258	1714	F	E	72	🔊	8990876108912	A891

XL Extra Load

LI Load Index

SI Speed Index

RR Rolling Resistance



CHAMPRO WT-AX

COMFORT WINTER

“Specially developed to enhance comfort and traction, with all the performance characteristics of a winter tire.”

Features

Silica compound

Circumferential centre rib



Innovative asymmetric tread design

Intricate sipe design

Benefits

- ▶ **MAXIMUM WET TRACTION**
- ▶ Provides stiffness for **PRECISE HANDLING**
- ▶ **Exceptional STABILITY, HANDLING, BRAKING and COMFORTABLE** ride
- ▶ Ensures **EXCELLENT BRAKING and TRACTION PROPERTIES ON ICE AND SNOW**



 14 - 17 Inch
  Speed Rating: H - V
  45 - 65 Series

COMFORT WINTER

CHAMPIRO WT-AX



Tire Size	XL	LI / SI	Etrto	Allowed Rim	Section Width (mm)	Outer Diameter (mm)	Max. Load (Kg)	Static Loaded Radius	Rolling Circumference	RR	Wet Grip	Noise Data(dB)	Noise Grade	Ean Code	Item No
235/45R17	XL	97H	8.0	7.5 - 9.0	236	644	730	299	1964	E	C	74	🔊	8990876151185	B118
225/45R17	XL	94H	7.5	7.0 - 8.5	225	634	670	295	1934	E	C	74	🔊	8990876151161	B116
205/50R17	XL	93H	6.5	5.5 - 7.5	214	638	650	294	1946	E	C	74	🔊	8990876151284	B128
225/55R17	XL	101H	7.0	6.0 - 8.0	233	680	825	313	2074	E	C	74	🔊	8990876151444	B144
225/50R16	XL	96V	7.0	6.0 - 8.0	227	632	710	291	1928	E	C	74	🔊	8990876151277	B127
225/50R16	XL	96H	7.0	6.0 - 8.0	227	632	710	291	1928	E	C	74	🔊	8990876151260	B126
205/50R16	-	87H	6.5	5.5 - 7.5	214	612	545	283	1867	E	C	74	🔊	8990876151253	B125
215/55R16	XL	97H	7.0	6.0 - 7.5	226	642	730	295	1958	E	C	74	🔊	8990876151406	B140
205/55R16	XL	94H	6.5	5.5 - 7.5	214	632	670	291	1928	E	C	74	🔊	8990876151383	B138
215/60R16	XL	99H	6.5	6.0 - 7.5	221	664	775	304	2025	E	C	74	🔊	8990876151505	B150
205/60R16	XL	96H	6.0	5.5 - 7.5	209	652	710	299	1989	E	C	74	🔊	8990876151499	B149
205/60R16	-	92H	6.0	5.5 - 7.5	209	652	630	299	1989	E	C	74	🔊	8990876151543	B154
215/65R16	-	98H	6.5	6.0 - 7.5	221	686	750	312	2092	E	C	74	🔊	8990876151598	B159
195/55R15	-	85H	6.0	5.5 - 7.0	201	595	515	274	1815	E	C	74	🔊	8990876151536	B137
185/55R15	XL	86H	6.0	5.0 - 6.5	194	585	530	270	1784	E	C	74	🔊	8990876151369	B136
205/60R15	XL	95H	6.0	5.5 - 7.5	209	627	690	286	1912	E	C	74	🔊	8990876151536	B153
195/60R15	-	88H	6.0	5.5 - 7.0	201	615	560	282	1876	E	C	74	🔊	8990876151529	B152
205/65R15	-	94H	6.0	5.5 - 7.5	209	647	670	294	1973	E	C	74	🔊	8990876151581	B158
195/65R15	-	91H	6.0	5.5 - 7.0	201	635	615	290	1937	E	C	74	🔊	8990876151574	B157
185/65R15	-	88H	5.5	5.0 - 6.5	189	621	560	284	1894	E	C	74	🔊	8990876151567	B156
185/55R14	-	80H	6.0	5.0 - 6.5	194	560	450	258	1708	E	C	74	🔊	8990876151352	B135
185/60R14	-	82H	5.5	5.0 - 6.5	189	578	475	265	1763	E	C	74	🔊	8990876151512	B151
185/65R14	-	86H	5.5	5.0 - 6.5	189	596	530	272	1818	E	C	74	🔊	8990876151550	B155

XL Extra Load

LI Load Index

SI Speed Index

RR Rolling Resistance



SAVERO WT

4X4/SUV WINTER

“Exclusively designed for SUV and crossover applications with advanced tread compound and exclusive durable carcass.”

Features

Directional pitch design


Modern winter design with advanced siping

Special compound for winter conditions

Benefits

- ▶ Optimum **WET HANDLING** and **SNOW TRACTION**
- ▶ Provides high level of **SAFETY** in winter conditions
- ▶ Enhanced **ICE AND SNOW DRIVING PERFORMANCE**



 15 - 17 Inch
  Speed Rating: T
  60 - 75 Series



4X4/SUV WINTER

SAVERO WT



Tire Size	LI / SI	Etrto	Allowed Rim	Section Width (mm)	Outer Diameter (mm)	Max. Load (Kg)	Static Loaded Radius	Rolling Circumference	RR	Wet Grip	Noise Data(dB)	Noise Grade	Ean Code	Item No
275/60R17	111T	8.0	7.5 - 8.5	279	762	1090	345	2324	E	E	72	🔊	6943829513594	100A359
245/65R17	107T	7.0	7.5 - 8.0	248	750	975	340	2288	E	E	72	🔊	6943829513563	100A356
235/65R17	104T	7.0	6.5 - 7.5	240	738	900	335	2251	C	E	72	🔊	6943829513556	100A355
265/70R17	115T	8.0	7.5 - 8.5	272	804	1215	361	2452	E	E	72	🔊	6943829513549	100A354
255/65R16	109T	7.5	7.0 - 8.0	260	738	1030	333	2251	E	E	72	🔊	6943829513587	100A358
265/70R16	112T	8.0	7.5 - 8.5	272	778	1120	348	2373	C	E	72	🔊	6943829513532	100A353
255/70R16	111T	7.5	7.0 - 8.0	260	764	1090	343	2330	E	E	72	🔊	6943829513495	100A349
245/70R16	107T	7.0	7.5 - 8.0	248	750	975	337	2288	E	E	72	🔊	6943829513488	100A348
235/70R16	106T	7.0	6.5 - 7.5	240	736	950	332	2245	E	E	72	🔊	6943829520936	100A1052
225/70R16	103T	6.5	6.0 - 7.0	228	722	875	326	2202	C	E	72	🔊	6943829520929	100A1051
215/70R16	100T	6.5	5.5 - 7.0	221	708	800	321	2159	E	E	72	🔊	6943829513457	100A345
245/75R16	111T	7.0	6.5 - 7.5	248	774	1090	347	2361	E	E	72	🔊	6943829513433	100A343
225/75R16	104T	6.0	6.5 - 7.5	223	744	900	335	2269	C	E	72	🔊	6943829513426	100A342
235/75R15	105T	6.5	6.0 - 7.0	235	733	925	328	2236	E	E	72	🔊	6943829513419	100A341

XL Extra Load

LI Load Index

SI Speed Index

RR Rolling Resistance

NA not available



MAXMILER WT

COMMERCIAL VAN WINTER

“Exclusively designed for commercial light truck, with advanced tread compound and durable carcass.”

Features

Reinforced construction comprised of two steel belts and full nylon protector

Robust and modern directional winter design

Advanced sipe design



Benefits

▶ Delivers **ROBUST** load bearing capacity

▶ Delivers **EXCELLENT WINTER PERFORMANCE**

▶ **ENHANCED TRACTION AND BRAKING** on all types of winter roads



 12 - 16 Inch  Speed Rating: Q - T  60 - 75 Series



Commercial Van



Directional



Snow Handling



Winter

COMMERCIAL VAN WINTER

MAXMILER WT



Tire Size	LI / SI	Etrto	Allowed Rim	Section Width (mm)	Outer Diameter (mm)	Max. Load (Kg)	Static Loaded Radius	Rolling Circumference	RR	Wet Grip	Noise Data(dB)	Noise Grade	Ean Code	Item No
195/60R16C	99/97T	6.0	5.5 - 6.5	201	640	775/730	291	1891	F	C	72	🔊	8990876107168	A716
235/65R16C	115/113R	7.0	6.5 - 7.5	242	713	1215/1150	324	2025	E	C	72	🔊	8990876108486	A848
225/65R16C	112/110R	6.5	6.0 - 7.0	228	698	1120/1060	317	1989	E	C	72	🔊	8990876108165	A816
215/65R16C	109/107T	6.5	6.0 - 0.0	221	686	1030/975	312	1989	F	C	72	🔊	8990876107090	A709
205/65R16C	107/105T	6.0	5.5 - 6.5	209	672	975/925	307	2092	F	C	72	🔊	8990876108080	A808
195/65R16C	104/102T	6.0	5.5 - 6.0	201	660	900/850	302	1760	F	C	72	🔊	8990876108073	A807
225/75R16C	118/116R	6.0	6.0 - 7.0	223	744	1320/1250	335	1815	F	C	72	🔊	8990876107199	A719
195/75R16C	107/105R	5.5	5.0 - 6.0	198	698	975/925	317	1784	F	C	72	🔊	8990876107205	A720
175/75R16C	101/99R	5.0	4.5 - 5.5	177	668	825/775	305	1912	F	C	72	🔊	8990876107182	A718
205/65R15C	102/100T	6.0	5.5 - 6.5	206	650	850/800	294	1876	F	C	72	🔊	8990876107175	A717
225/70R15C	112/110R	6.5	6.0 - 7.0	228	701	1120/1060	314	1973	F	C	72	🔊	8990876107120	A712
195/70R15C	104/102R	6.0	5.0 - 6.0	201	655	900/850	297	1937	F	C	72	🔊	8990876107113	A711
165/70R14C	89/87R	4.5	4.5 - 5.0	170	588	580/545	268	1894	F	C	72	🔊	8990876107106	A710
205R14C	109/107Q	6.0	5.5 - 6.5	208	686	1030/975	307	1708	F	C	72	🔊	8990876107137	A713
195R14C	106/104Q	5.5	5.0 - 6.0	198	666	950/900	299	1763	E	C	72	🔊	8990876107151	A715
185R14C	102/100Q	5.5	5.0 - 6.0	190	653	850/800	293	1818	F	C	72	🔊	8990876107144	A714
155R12C	88/86R	4.0	-	-	-	560/530	257	NA	E	C	72	🔊	NA	A849

LI Load Index

SI Speed Index

RR Rolling Resistance

NA not available



MAXMILER WT-1000

4X4/SUV WINTER

“The Maxmiler WT-1000 is designed to provide excellent traction and carry heavy loads for light truck and commercial applications.”

Features

Modern directional winter pattern design


Advanced groove and sipe arrangement

Specially developed compound

Benefits

- ▶ **EXCELLENT HANDLING** properties in both summer and winter conditions
- ▶ Enhanced **WINTER PERFORMANCE** on snow and ice
- ▶ Performs excellent in both winter and summer conditions



 15 - 16 Inch
  Speed Rating: Q
  75 - 85 Series



4X4/SUV WINTER

MAXMILER WT-1000



Tire Size	LI / SI	Etrto	Allowed Rim	Section Width (mm)	Outer Diameter (mm)	Max. Load (Kg)	Static Loaded Radius	Rolling Circumference	RR	Wet Grip	Noise Data(dB)	Noise Grade	Ean Code	Item No
LT265/75R16	119/116Q	7.5	7.0 - 8.0	267	804	1360/1250	358	2452	E	E	72	🔊	6943829513631	100A363
LT245/75R16	120/116Q	7.0	6.5 - 7.5	248	780	1380/1260	349	2379	E	E	72	🔊	6943829513600	100A360
LT235/85R16	120/116Q	6.5	6.0 - 7.0	235	806	1380/1260	359	2458	E	E	72	🔊	6943829513617	100A361
LT235/75R15	104/101Q	6.5	6.0 - 7.0	235	739	900/825	330	2254	E	E	72	🔊	6943829513624	100A362

LI Load Index

SI Speed Index

RR Rolling Resistance



CHAMPRO ICEPRO

PREMIUM STUDDED WINTER

“Designed to provide excellent grip and handling in extreme winter weather conditions.”

Features

New innovative studdable design

Specially designed stud distribution

Wide groove tread design

Silica compound

Benefits

- ▶ Reliable in **EXTREME WEATHER CONDITIONS**
- ▶ **ENHANCES GRIP** and **REDUCES NOISE LEVELS**
- ▶ Effectively **REMOVES SLUSH AND ICE** from the contact area
- ▶ Enhances **ICE PERFORMANCE AND SNOW TRACTION**



Please note: Availability of the IcePro product depends on the legality of studded tires in your local market, please speak to your GT Radial distributor for more information.



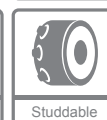
13 - 18 Inch



Speed Rating: T



45 - 75 Series



PREMIUM STUDED WINTER

CHAMPIRO ICEPRO



Tire Size	XL	LI / SI	Etrto	Allowed Rim	Section Width (mm)	Outer Diameter (mm)	Max. Load (Kg)	Static Loaded Radius	Rolling Circumference	RR	Wet Grip	Noise Data(dB)	Noise Grade	Ean Code	Item No
155/70R13		75T	4.5	4.0-5.0	157	548	387	250	1671	-	-	-	-	6943829594425	100A1667S
175/70R13		82T	5.0	4.5-6.0	177	576	475	261	1757	-	-	-	-	6943829594395	100A1664S
175/70R14		84T	5.0	4.5-6.0	177	602	500	274	1836	-	-	-	-	6943829596290	100A1787S
185/70R14		88T	5.5	4.5-6.0	189	616	560	279	1879	-	-	-	-	6943829594418	100A1666S
175/65R14	XL	86T	5.0	5.0-6.0	177	584	530	267	1781	-	-	-	-	6943829590786	100A1497S
185/65R14	XL	90T	5.5	5.0-6.0	189	596	600	272	1818	-	-	-	-	6943829590809	100A1499S
185/60R14		82T	5.5	5.0-6.5	189	578	475	265	1763	-	-	-	-	6943829500310	100A1983S
205/75R15		97T	5.5	5.0-7.0	203	689	730	311	2101	-	-	-	-	6943829500341	100A1986S
205/70R15		96T	6.0	5.5-7.0	209	669	710	303	2040	-	-	-	-	6943829511736	100A198S
185/65R15	XL	92T	5.5	5.0-6.0	189	621	630	284	1894	-	-	-	-	6943829590816	100A1500S
195/65R15	XL	95T	6.0	5.5-6.5	201	635	690	290	1937	-	-	-	-	6943829590793	100A1498S
205/65R15		94T	6.0	5.5-7.0	209	647	670	294	1973	-	-	-	-	6943829511712	100A195S
185/60R15		84T	5.5	5.0-6.0	189	603	500	277	1839	-	-	-	-	6943829511729	100A196S
195/60R15		88T	6.0	5.5-7.0	201	615	560	282	1876	-	-	-	-	6943829511644	100A188S
185/55R15	XL	86T	6.0	5.0-6.5	194	585	530	270	1784	-	-	-	-	6943829500327	100A1984S
195/55R15	XL	89T	6.0	5.5-7.0	201	595	580	274	1815	-	-	-	-	6943829500334	100A1985S
215/65R16	XL	102T	6.5	6.0-7.0	221	686	850	312	2092	-	-	-	-	6943829590823	100A1501S
225/65R16		100T	6.5	6.0-8.0	228	698	800	317	2129	-	-	-	-	6943829594456	100A1670S
205/60R16	XL	96T	6.0	5.5-6.5	209	652	710	299	1989	-	-	-	-	6943829590830	100A1502S
215/60R16		95T	6.5	5.5-7.0	221	664	690	304	2025	-	-	-	-	6943829511682	100A192S
225/60R16		98T	6.5	6.0-7.5	228	676	750	308	2062	-	-	-	-	6943829511668	100A190S
205/55R16	XL	94T	6.5	6.0-7.0	214	632	670	291	1928	-	-	-	-	6943829590779	100A1496S
215/55R16	XL	97T	7.0	6.0-7.5	226	642	730	295	1958	-	-	-	-	6943829594432	100A1668S
225/55R16	XL	99T	7.0	6.0-8.0	233	654	775	300	1995	-	-	-	-	6943829500358	100A1987S
215/60R17		96T	6.5	5.5-7.0	221	690	710	317	2105	-	-	-	-	6943829511743	100A199S
225/60R17		99T	6.5	6.0-7.5	228	702	775	321	2141	-	-	-	-	6943829511699	100A193S
215/55R17	XL	98T	7.0	6.5-7.5	226	668	750	308	2037	-	-	-	-	6943829593046	100A1602S
225/55R17		97T	7.0	6.0-8.0	233	680	730	313	2074	-	-	-	-	6943829596306	100A1788S
215/50R17		91T	7.0	6.0-7.5	226	648	615	300	1976	-	-	-	-	6943829500365	100A1988S
225/50R17		94T	7.0	6.0-8.0	233	658	670	304	2007	-	-	-	-	6943829594449	100A1669S
225/45R17	XL	94T	7.5	7.0-8.5	225	634	670	295	1934	-	-	-	-	6943829594401	100A1665S
235/45R17	XL	97T	8.0	7.5-9.0	236	644	730	299	1964	-	-	-	-	6943829500372	100A1989S
225/55R18		98T	7.0	6.0-8.0	233	705	750	325	2150	-	-	-	-	6943829500389	100A1990S

XL Extra Load

LI Load Index

SI Speed Index

RR Rolling Resistance



CHAMPRO ICEPRO SUV

STUDDABLE 4X4/SUV WINTER

“Designed to provide excellent grip and handling in extreme winter weather conditions.”

Features

New innovative studdable design

Specially designed stud distribution

Wide groove tread design

Silica compound

Benefits

▶ Reliable in **EXTREME WEATHER CONDITIONS**

▶ **ENHANCES GRIP** and **REDUCES NOISE LEVELS**

▶ Effectively **REMOVES SLUSH AND ICE** from the contact area

▶ Enhances **ICE PERFORMANCE AND SNOW TRACTION**



SUV



Comfort



Directional



Studdable



Winter



4x4



15 - 19 Inch



Speed Rating: T - H



50 - 75 Series

STUDED 4X4/SUV WINTER

CHAMPIRO ICEPRO SUV



Tire Size	XL	LI / SI	Etrto	Allowed Rim	Section Width (mm)	Outer Diameter (mm)	Max. Load (Kg)	Static Loaded Radius	Rolling Circumference	RR	Wet Grip	Noise Data(dB)	Noise Grade	Ean Code	Item No
215/70R15		98T	6.5	6.0-7.0	221	683	750	308	2083	-	-	-	-	6943829511590	100A183S
225/75R16	XL	108H	6.0	6.5-7.5	223	744	1000	335	2269	-	-	-	-	6943829596214	100A1784S
245/75R16		111T	7.0	6.5-8.0	248	774	1090	347	2361	-	-	-	-	6943829596221	100A1785S
215/70R16		100T	6.5	6.0-7.0	221	708	800	321	2159	-	-	-	-	6943829511545	100A178S
225/70R16		103T	6.5	6.0-7.0	228	722	875	326	2202	-	-	-	-	6943829511521	100A176S
235/70R16		106T	7.0	6.5-7.5	240	736	950	332	2245	-	-	-	-	6943829511538	100A177S
245/70R16		107H	7.0	6.5-8.0	248	750	975	337	2288	-	-	-	-	6943829596207	100A1783S
265/70R16		112T	8.0	7.0-9.0	272	778	1120	348	2373	-	-	-	-	6943829500396	100A1991S
235/65R16		103T	7.0	6.5-8.5	240	712	875	322	2172	-	-	-	-	6943829594463	100A1671S
245/70R17		110T	7.0	6.5-7.5	248	776	1060	350	2367	-	-	-	-	6943829511552	100A179S
265/70R17		115T	8.0	7.5-8.5	272	804	1215	361	2452	-	-	-	-	6943829511569	100A180S
225/65R17		102T	6.5	6.0-8.0	228	724	850	330	2208	-	-	-	-	6943829594876	100A1682S
235/65R17	XL	108T	7.0	6.5-8.5	240	738	1000	335	2251	-	-	-	-	6943829500402	100A1992S
245/65R17		107T	7.0	6.5-8.5	248	750	975	340	2288	-	-	-	-	6943829594494	100A1674S
265/65R17		112T	8.0	7.5-9.5	272	776	1120	350	2367	-	-	-	-	6943829500419	100A1993S
235/55R17		99H	7.5	6.5-8.5	245	690	775	317	2105	-	-	-	-	6943829596177	100A1780S
235/65R18		106H	7.0	6.5-8.5	240	763	950	348	2327	-	-	-	-	6943829596191	100A1782S
275/65R18		116T	8.0	7.5-9.0	279	815	1250	368	2486	-	-	-	-	6943829511576	100A181S
235/60R18	XL	107T	7.0	6.5-8.0	240	739	975	339	2254	-	-	-	-	6943829594487	100A1673S
245/60R18		105T	7.0	7.5-8.5	248	751	925	343	2291	-	-	-	-	6943829511583	100A182S
235/55R18		100H	7.5	6.5-8.5	245	715	800	329	2181	-	-	-	-	6943829596184	100A1781S
255/55R18	XL	109T	8.0	7.0-9.0	265	737	1030	338	2248	-	-	-	-	6943829594470	100A1672S
255/50R19		103T	8.0	7.0-9.0	265	739	875	341	2254	-	-	-	-	6943829500426	100A1994S

XL Extra Load

LI Load Index

SI Speed Index

RR Rolling Resistance

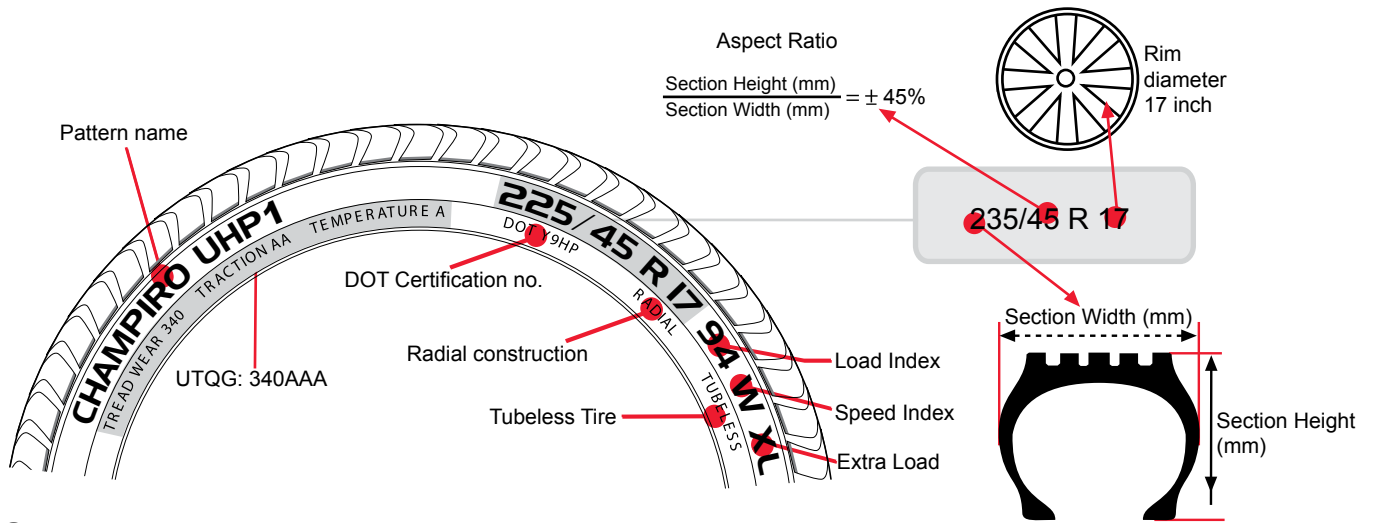
Corporate Social Responsibility



We take responsibility for our environment with:

- Conservation programmes to offset carbon emissions and promote sustainable development
- Commitment to the development of environmentally friendly products
- ISO 14001 environmental management system certification
- Partnership with Conservation International

Designations, Load and Speed Index



Speed-Index

SI	km/h
L	120
M	130
N	140
P	150
Q	160
R	170
S	180
T	190
U	200
H	210
V	240
W	270
Y	300

Load-Index

LI	kg	LI	kg	LI	kg	LI	kg
55	218	79	437	101	825	123	1550
58	218	80	450	102	850	124	1600
59	243	81	462	103	875	125	1650
60	250	82	485	104	900	126	1700
61	257	83	487	105	925	127	1750
62	265	84	500	106	950	128	1800
63	272	85	515	107	975	129	1850
64	280	86	530	108	1000	130	1900
65	290	87	545	109	1030	131	1950
66	300	88	560	110	1060	132	2000
67	307	89	580	111	1090	133	2060
68	315	90	600	112	1120	134	2120
69	325	91	615	113	1150	135	2180
70	335	92	630	114	1180	136	2240
71	345	93	650	115	1215	137	2300
72	355	94	670	116	1250	138	2360
73	365	95	690	117	1285	139	2430
74	375	96	710	118	1320	140	2500
75	387	97	730	119	1360		
76	400	98	750	120	1400		
77	412	99	775	121	1450		
78	425	100	800	122	1500		

PCR Tire Size

13/14/15/16 Inch

80/70/65/60/55/50/45 Series

Inch	Series	Tire Size	CHAMPIRO HPY	CHAMPIRO UHP1	CHAMPIRO FE1	CHAMPIRO 228	CHAMPIRO VP1	CHAMPIRO ECO	CHAMPIRO WinterPro HP	CHAMPIRO WinterPro	CHAMPIRO WT-AX
13	80	135/80R13						•			
13	80	145/80R13						•		•	
13	80	155/80R13						•		•	
13	80	165/80R13					•	•			
13	70	145/70R13					•	•		•	
13	70	155/70R13					•	•		•	
13	70	165/70R13					•	•		•	
13	70	175/70R13					•	•		•	
13	70	185/70R13						•			
13	65	155/65R13					•	•			
13	65	165/65R13					•	•			
13	65	175/65R13						•			
13	60	185/60R13						•			
13	60	175/60R13					•	•			
14	80	175/80R14								•	
14	75	185/75R14					•				
14	70	165/70R14					•	•		•	
14	70	175/70R14					•	•		•	
14	70	185/70R14					•	•		•	
14	70	195/70R14					•	•			
14	70	205/70R14					•				
14	65	155/65R14					•	•		•	
14	65	165/65R14					•	•		•	
14	65	175/65R14					•	•			
14	65	185/65R14				•	•	•		•	•
14	65	195/65R14					•	•			
14	60	185/60R14				•	•	•		•	•
14	60	195/60R14				•	•	•			
14	55	185/55R14				•					•
15	70	205/70R15						•			
15	65	175/65R15			•		•	•		•	
15	65	185/65R15			•	•	•	•			•
15	65	195/65R15			•	•	•	•		•	•
15	65	205/65R15			•	•	•	•		•	•
15	65	215/65R15					•	•			
15	60	155/60R15								•	
15	60	175/60R15						•			
15	60	185/60R15			•	•	•	•		•	
15	60	195/60R15			•	•	•	•		•	•
15	60	205/60R15			•	•	•	•			•
15	60	215/60R15				•	•				
15	55	175/55R15								•	
15	55	185/55R15				•	•			•	•
15	55	195/55R15		•	•	•	•			•	•
15	55	205/55R15		•							
15	50	195/50R15		•	•	•	•			•	
15	50	205/50R15		•							
15	45	195/45R15		•							
16	65	215/65R16					•			•	•
16	65	225/65R16					•				
16	65	235/65R16					•				
16	60	195/60R16								•	
16	60	205/60R16			•	•	•	•		•	•
16	60	215/60R16			•	•	•	•		•	•
16	60	225/60R16				•	•				
16	60	235/60R16					•		•		
16	55	195/55R16		•	•	•	•		•	•	
16	55	205/55R16	•	•	•	•	•		•	•	•
16	55	215/55R16		•	•	•				•	•
16	55	225/55R16		•	•	•			•		



PCR Tire Size

16/17/18/19/20 Inch

65/60/50/45/40/35 Series

Inch	Series	Tire Size	CHAMPIRO HPY	CHAMPIRO UHP1	CHAMPIRO FE1	CHAMPIRO 228	CHAMPIRO VP1	CHAMPIRO ECO	CHAMPIRO WinterPro HP	CHAMPIRO WinterPro	CHAMPIRO WT-AX
16	50	195/50R16		•							
16	50	205/50R16		•		•					•
16	50	225/50R16		•							•
16	45	195/45R16		•							
16	45	205/45R16		•							
16	40	215/40R16		•							
17	65	215/65R17				•					
17	65	225/65R17	•						•		
17	65	235/65R17	•						•		
17	60	215/60R17	•						•		
17	60	225/60 R17							•		
17	55	215/55R17	•	•		•			•		
17	55	225/55R17		•					•		•
17	55	235/55R17	•			•			•		
17	50	205/50R17	•	•					•		•
17	50	215/50R17		•							
17	50	225/50R17	•	•	•	•			•		
17	50	235/50R17	•			•					
17	45	205/45R17	•	•							
17	45	215/45R17	•	•							
17	45	225/45R17	•	•					•		•
17	45	235/45R17	•	•					•		•
17	45	245/45R17	•	•					•		
17	40	205/40R17		•							
17	40	215/40R17		•							
17	40	245/40R17	•	•							
17	40	255/40R17	•								
18	60	225/60R18				•					
18	60	235/60R18	•						•		
18	60	255/60R18							•		
18	55	235/55R18	•						•		
18	55	255/55R18	•						•		
18	50	235/50R18	•						•		
18	45	225/45R18	•	•					•		
18	45	245/45R18	•	•					•		
18	45	255/45R18	•	•							
18	40	205/40R18	•								
18	40	225/40R18	•	•					•		
18	40	235/40R18	•	•					•		
18	40	245/40R18	•	•					•		
18	35	255/35R18	•	•							
18	35	265/35R18	•	•			•				
19	65	195/65R14						•			
19	55	235/55R19	•						•		
19	55	255/55R19							•		
19	50	255/50R19	•						•		
19	45	225/45ZR19		•							
19	40	225/40R19	•								
19	40	255/40R19	•	•							
19	35	225/35R19	•	•							
19	35	235/35R19	•	•							
19	35	245/35R19		•							
19	35	255/35R19	•	•							
20	45	255/45R20	•								
20	45	275/45R20							•		
20	40	275/40R20	•						•		
20	35	255/35R20	•	•							

 Winter

4x4/SUV Transporter Tire Size

12/13/14/15/16 Inch

55/60/65/70/80/85 Series

Inch	Series	Tire Size	CHAMPIRO HPY SUV	SAVERO H/T PLUS	ADVENTURO A/T	ADVENTURO M/T	MAXMILER Pro	MAXMILER EX	MAXMILER CX
12	80	145/80R12C							
12	80	155/80R12C							
12	60	195/60R12							
12		155R12C					•		
13	80	145/80R13							
13	80	155/80R13							
13	80	165/80R13C							
13	80	175/80R13C							•
13	70	145/70R13							•
13	70	155/70R13							
13	70	165/70R13							
13	70	175/70R13							
13	70	185/70R13							
13		145R13							
13		165R13C					•		
13		165R13CLT							
13		175R13C					•		
14	80	175/80R14C							•
14	80	185/80R14C						•	•
14	80	195/80R14C						•	•
14	80	205/80R14C							•
14	70	165/70R14C						•	•
14	70	165/70R14CLT							
14	70	175/70R14							
14	70	185/70R14							
14	70	195/70R14							
14	65	175/65R14							
14	65	175/65R14C					•	•	
14	65	185/65R14							
14	60	185/60R14							
14		185R14C					•		
14		185R14CLT							
14		195R14C					•		
14		195R14CLT							
15		7.00R15							
15	80	195/80R15C							•
15	80	215/80R15		•					
15	75	205/75R15							
15	75	235/75R15							
15	75	LT235/75R15				•			
15	75	P235/75R15		•	•				
15	70	195/70R15C					•	•	•
15	70	205/70R15							
15	70	205/70R15C					•	•	
15	70	215/70R15C					•	•	
15	70	225/70R15C					•	•	•
15	65	185/65R15							
15	65	195/65R15							
15	65	205/65R15							
15	65	205/65R15C						•	•
15	60	185/60R15							
15	60	195/60R15							
15	55	185/55R15							
15	55	195/55R15							
15		185R15CLT							
15		195R15C					•		
15		30X9.5R15			•				
15		31X10.5R15		•	•	•			
15		33X12.5R15				•			
16		6.50 R16							
16		7.50 R16							
16	85	LT235/85R16		•	•	•			
16	75	175/75R16C					•	•	•
16	75	185/75R16C					•	•	•
16	75	195/75R16C					•	•	•
16	75	205/75R16C					•	•	•
16	75	215/75R16C					•	•	•
16	75	225/75R16		•			•	•	•
16	75	245/75R16							
16	75	265/75R16		•	•				
16	75	LT225/75R16		•					
16	75	LT245/75R16		•		•			
16	75	LT265/75R16							
16	75	P235/75R16		•					
16	75	P265/75R16		•					

4x4/SUV Transporter Tire Size

16/17/18/19/20 Inch

40/45/55/60/65/70/75/80 Series

Inch	Series	Tire Size	CHAMPIRO HPY SUV	SAVERO H/T PLUS	ADVENTURO A/T	ADVENTURO M/T	MAXMILER Pro	MAXMILER EX	MAXMILER CX
16	75	225/75R16CLT						•	
16	70	215/70R16		•			•		
16	70	225/70R16		•					
16	70	235/70R16							
16	70	245/70R16		•					
16	70	255/70R16		•					
16	70	265/70R16		•					
16	70	P275/70R16			•				
16	65	195/65R16C					•	•	•
16	65	205/65R16C					•	•	•
16	65	215/65R16							
16	65	215/65R16C					•	•	•
16	65	215/65R16CLT						•	
16	65	225/65R16							
16	65	225/65R16C					•	•	•
16	65	235/65R16							
16	65	235/65R16C					•	•	
16	65	255/65R16							
16	60	195/60R16C					•	•	
16	60	205/60R16							
16	60	215/60R16							
16	60	215/60R16C					•		
16	60	215/60R16CLT						•	
16	60	225/60R16							
16	60	235/60R16							
16	55	205/55R16							
16	55	215/55R16							
16	55	225/55R16							
17	70	225/70R17		•					
17	70	245/70R17							
17	70	265/70R17							
17	70	LT245/70R17		•	•				
17	70	LT265/70R17			•				
17	70	P245/70R17		•					
17	70	P265/70R17		•					
17	65	225/65R17	•						
17	65	235/65R17	•						
17	65	245/65R17	•						
17	65	265/65R17		•					
17	65	P235/65R17		•					
17	65	P245/65R17		•					
17	60	215/60R17	•						
17	60	225/60R17							
17	60	275/60R17							
17	55	215/55R17							
17	55	225/55R17							
17	55	235/55R17	•						
17	50	215/50R17							
17	50	225/50R17							
17	45	225/45R17							
17	45	235/45R17							
18	65	235/65R18		•					
18	65	275/65R18							
18	60	235/60R18	•						
18	60	245/60R18							
18	55	225/55R18							
18	55	235/55R18							
18	55	255/55R18							
18	55	255/55ZR18	•						
18	50	235/50ZR18	•						
19	55	235/55R19	•						
19	50	255/50ZR19	•						
19	45	275/45R19	•						
20	55	275/55R20	•						
20	50	265/50R20	•						
20	45	255/45ZR20	•						
20	40	275/40R20	•						

WWW.GTRADIAL.COM



Disclaimer

All information contained in this catalogue is correct at the time of printing but may be subject to change without notice. For the latest information please visit the GT Radial website www.gtradial.com